



Introduction

The Faculty of Veterinary Medicine from Timisoara was established as a public institution based on the Decision of the Council of Ministers no. 428 from May, 23rd 1962.

The first series of students was registered starting with the academic year 1962 – 1963 at the Timisoara Agronomic Institute, currently Banat's University of Agricultural Science and Veterinary Medicine "King Michael I of Romania" from Timisoara (BUASVMT).

An important role in the organization of the faculty was played by the teachers led by Professor Emeritus docent doctor Nicolae Gluhovschi, that remained in Banat after the Faculty of Veterinary Medicine from Arad had dissolved (it was only functional from 1948 to 1957).

Along with Associate Professor Valeriu Pinteau, they managed to recruit, in a short period of time, well-known personalities of Romanian veterinary medicine and the most valuable graduates, forming, from the first years, an elite teaching collective, giving the faculty a unique, specific and national prestige.

Although the first promotion should have graduated in 1967, (faculty with 5 years of study), there were two transition promotions (1965 and 1966) including first and second year students from the Faculty of Animal Husbandry, a faculty that disappeared after the founding of the Faculty of Veterinary Medicine.

Two critical moments were registered in the faculty's development during the communist period.

The first one was noted between 1971 and 1974 when the Faculty of Animal Husbandry was re-founded, as a result of megalomaniac policies in Romanian zootechnics, which took a part of the Faculty of Veterinary Medicine student places.

The second crisis was noted in the 80's when "democratic" centralism dominated economic, political and social life in Romania.

All three faculties of the Agronomic Institute becoming a single faculty – the Agricultural Faculty with three sections: agriculture, veterinary medicine and animal husbandry.

At that time the funding was drastically reduced and teachers' promotions were stopped for 8 years (1982 – 1990).

In 1972, the construction of the new agricultural university campus began, located in Aradului Street, at the entrance in Timisoara.

The first two buildings of the Faculty of Veterinary Medicine were opened in 1975 and in 1977; the third building was opened as well, marking the moment when the whole activity started taking place on the premises of the campus in Aradului Street.

In the 90's, after the 1989 Romanian Revolution, as a result of the division of the three sections, the Faculty of Veterinary Medicine became an independent faculty and it extended its study period at 6 years.

From this moment on, the Faculty of Veterinary Medicine underwent continuous development. Thus, in 2007, after Romania's entry into the EU, we were able to benefit from European development funds as well.

New teaching and research laboratories with a modern research infrastructure were developed using the POSCCE grant – Development of research infrastructure, education and veterinary medicine and innovative technologies services for RO 05 – DIEST MVT-RO05, grant with non-reimbursable financing worth over 10 million euros.

Also, the faculty is strongly anchored to European values, being an EAEVE member.

In 1998 the faculty was visited by representatives from EAEVE on a so-called pre-visit.

Numerous category I and II deficiencies were suggested and the faculty has strived to rectify these deficiencies over the years.

Teaching and research facilities have since been significantly improved with funds obtained from the EU and the Romanian government.

In October 2010 the Faculty of Veterinary Medicine, Banat University of Agricultural Sciences and Veterinary Medicine, Timisoara, Romania was visited. The decision by ECOVE following this visit in 2010 was: NOT APPROVED

After to the last visit, the Dean sent, annually, to ECOVE a letter lists from the years 2010-2011, 2011-2012, 2012-2013 of the changes done addressing each of the 8 Major deficiencies and a sufficient program for the revisit team to cover the issues mentioned in the 2010 report.

In October 2014 the Faculty of Veterinary Medicine, Banat University of Agricultural Sciences and Veterinary Medicine, Timisoara,

Romania was revisited to evaluate the progress done in solving the major deficiencies identified in the first visit in 2010.

The Faculty of Veterinary Medicine, Banat University of Agricultural Sciences and Veterinary Medicine, Timisoara is classified after re visitation (Stage 1) as holding the status of: APPROVAL.





1. Objectives, Organisation and QA Policy

1. Objectives, Organisation and QA Policy

1.1 The Establishment must have as its main objective the provision, in agreement with the EU Directives and ESG recommendations, of adequate, ethical, research-based, evidence-based veterinary training that enables the new graduate to perform as a veterinarian capable of entering all commonly recognised branches of the veterinary profession and to be aware of the importance of lifelong learning. The Establishment must develop and follow its mission statement which must embrace all the ESEVT standards.

1.1.1. General objectives of the Faculty of Veterinary Medicine

The general objectives of the Faculty of Veterinary Medicine (FVM) of the Banat's University of Agricultural Sciences and Veterinary Medicine (BUASVM) "King Michael I of Romania" from Timisoara is to provide an intellectual and physical environment in which the highest levels of education, learning and research in animal sciences can be ensured for the benefit of animal life and health, and for the related human and ecosystem health.

The Faculty:

- encourages mutual collaboration and respect, diversity and integrity.
- stimulates exchanges among different disciplines related to animal sciences, aiming to a real multidisciplinary scientific and academic project.
- promotes postgraduate education, professional and research opportunities by offering PhD and continuing education courses.
- provides the environment in which teachers, scientists and students work together to achieve research excellence in basic, applied and clinical sciences.
- promotes study and research on animal health and diseases, on animal nutrition for food safety and quality, on animal production and reproduction, on health management, diagnostic and drug development, on hygiene and inspection of foodstuffs of animal origin.

The Faculty is committed in a wider social context:

- it acts as a support to the profession through its teaching hospitals and teaching farms; by providing diagnostic, clinical, pathological, preventive medicine, nutritional and other services; by proposing technical and managerial solutions;
- it offers support for agricultural communities by promoting sustainable production systems, and for operators in the processing industry of foodstuffs of animal origin.

The FVM of Timisoara has a Strategic Plan, which includes an official list of the overall objectives (teaching, research, continuing education, postgraduate, PhD, etc.). The Faculty Board, in accordance with our goals, establishes the mission and the objectives of the Faculty, taking also into account the proposals of the teaching staff and of the students' representatives.

The objectives are guided by the decrees and regulations issued by the Ministry of National Education (MNE).

The list of objectives can be revised by the Faculty Council based on debates in the General Assembly of the teaching staff.

1.1.2. Teaching objectives

In order to fulfil the general objectives of the FVM of the BUASVM "King Michael I of Romania" from Timisoara, the primary aim is focused on the six-year specialist degree course in Veterinary Medicine and by guaranteeing a high-quality teaching and learning environment for undergraduate, and graduate students and for the continuing education of alumni and other members of the veterinary profession.

Primary teaching objectives

The official list of teaching objectives is revised according to updates provided by the MNE Decrees and changes readily evidenced by the Dean's Office. Our main teaching objectives are to provide students with solid theoretical and practical knowledge.

To achieve the goals, our Faculty carries out:



1. Objectives, Organisation and QA Policy

- Enrolment of an adequate number of students depending on the facilities of the Faculty and on the absorption of veterinarians by the labour market;
- Development and modernization of the equipment and other facilities to ensure a modern education and to facilitate research activities;
- Increase of education and scientific research quality by providing proper teaching spaces, research laboratories, computing tools, libraries, and by generalization of the competitive system concerning local, national and international research programmes;
- Postgraduate specialization by PhD and preparing the professional position of Primary Veterinary Surgeon (*Medic Veterinar Primar*) (<https://www.usab-tm.ro/ro/primariat-2018-12015>) postgraduate courses and PhD;
- Improvement of pedagogical activities of students who intend to start a career in secondary and higher education;
- Professional training of Faculty graduates from the University influence area (seven Romanian Counties) by national organised Life Long Learning (LLL) courses;
- Consulting activities for economic units/private persons in the sanitary-veterinary field by Extension Unit;
- Improvement of medical activities in the Veterinary Clinics (diagnosis and prognosis of animal diseases, medical and surgical procedures suited to treat major animal diseases, epidemiology, prophylaxis and control of infectious diseases in animals), of teaching in the field of animal breeding (animal nutrition, feeding and breeding techniques, evaluation and correction of the impact of animal breeding on the environment, hygiene and welfare) and of control of hygiene and quality of foodstuff of animal origin, respectively.
- Study of transmissible diseases in animals;
- Surveillance of health status in animals from zoo parks and of the stray dogs community;
- Immunological studies in animal parasitic diseases;
- Innovative researches in plastic and reconstructive surgery;
- Manufacturing and testing of new veterinary products;
- Study of natural and synthetic products on adaptive immunological response;
- Studies on pollutants, other substances and mycotoxins impact on animal health;
- Normal and pathological metabolism of organic and inorganic nutrients;
- Researches concerning the quality and storage of semen for reproduction management in domestic animals;
- Researches concerning bio security assurance in animal farms;
- Researches concerning the hazard of pollutants, additives, preservatives and drugs on human consumer;
- Risk and control critical points analysis in foodstuff of animal origin processing units;
- Genetic and clinical identification of hereditary genetic disorders in farm animals;
- Cell and histological changes in different disorders and after ingestion of foodstuff additives;
- Anatomical-pathological and immunological changes in some tumours and infectious diseases.

The teaching staff of FVM is involved in research projects funded by the Romanian Government, private companies and other private institutions.

In the FVM there are also two research centres:

- Research Centre on Animal Hygiene and Pathology, and
- Institute of Comparative Medicine – Timis branch,

The FVM has 13 doctorate supervisors. Courses on biostatistics in biology, animal and research ethics, and research management

Research objectives

The main directions and objectives of scientific research, specific to veterinary medicine are:



1. Objectives, Organisation and QA Policy

have been organized for PhD students in the first year of their PhD stage.

A POSDRU project that involved the FVM Timisoara was named “*Postdoctoral School in the Field of Agriculture and Veterinary Medicine*”, ID 62371.

Also, the FMV Timisoara was partner in the POSDRU 2007/RO 051/PO 001 project “*Higher education in Veterinary Medicine at a European level*”, which involved all the Faculties of Veterinary Medicine from Romania, and in POSDRU 21/1.5/G/38347 project “*Local partnership to increase the level of doctoral schools and encourage research in priority domains of the post-adhesion stage to EU of Romania*”.

1.2. The Establishment must be part of a university or a higher education institution providing training recognised as being of an equivalent level and formally recognised as such in the respective country. The person responsible for the veterinary curriculum and the person(s) responsible for the professional, ethical, and academic affairs of the Veterinary Teaching Hospital (VTH) must hold a veterinary degree. The decision-making process of the Establishment must allow implementation of its strategic plan and of a cohesive study programme, in compliance with the ESEVT standards.

The Establishment is part of the of the BUASVM “King Michael I of Romania” representing aprox. 20% from the student number and material assets of the University (see Annex 1.2.1)

1.2.1. Details of the Faculty of Veterinary Medicine Timisoara

Name of The Faculty: Faculty of Veterinary Medicine (Facultatea de Medicină Veterinară)

Address: 119, Calea Aradului, 300645 Timisoara, Romania

Telephone: +40 0256 277118

Fax: +40 0256 277118

Website: www.usab-tm.ro

e-mail: office@fmvt.ro

Is the Faculty within University? Yes

Address of the University: Banat’s University of Agricultural Sciences and Veterinary Medicine “King Michael I of Romania” from Timisoara

119, Calea Aradului, 300645, Timisoara

University Web Site: www.usab-tm.ro

Rector: Prof. Dr.Ing. Cosmin Alin Popescu

Tel: +40 0256 277009; +40 0256 277122

Fax: +40 0256 200296

E-mail: rektorat@usab-tm.ro

Vice-Rector: Prof. Dr.Ing. Tiberiu Iancu

Tel: +40 0256 277234

Fax: +40 0256 200296

E-mail: iancutiberiu10@gmail.com

Title and name of Dean of the Faculty:

Prof. Dr. Viorel Herman

Title and name of Vice Dean of the Faculty:

Prof. Dr. Ileana Nichita

Title and name of Vice Dean of the Faculty:

Assoc. Prof. Dr. Narcisa Mederle

Title and name of Head of Veterinary

Doctoral School: Prof. Dr. Romeo T. Cristina

Title and name of the Heads of

Departments:

Department I: Prof. Dr. Marius Pentea

Department II: Lecturer Dr. Doru Morar

Department III: Prof. Dr. Ion Oprescu

DepartmentIV: Prof. Dr. Emil Tirziu

Competent authority overseeing the Faculty

1) Ministerul Educatiei Naționale (Ministry of National Education - MNE)

28-30, General Berthelot St., Sector 1, 010168 Bucharest

2) Universitatea de Stiinte Agricole si Medicina Veterinara a Banatului ”Regele Mihai I al României” din Timisoara (USAMVBT)

Banat’s University of Agricultural Sciences and Veterinary Medicine “King Michael I of Romania” from Timisoara (BUASVMT) 119, Calea Aradului, 300645 Timisoara, Romania

Web site: www.usab-tm.ro

Organisational chart (diagram) of the establishment is shown hereinafter and it could be seen integrated into the University at the following link: <https://www.usab-tm.ro/utilizatori/universitate/file/organigrama.pdf>

1. Objectives, Organisation and QA Policy

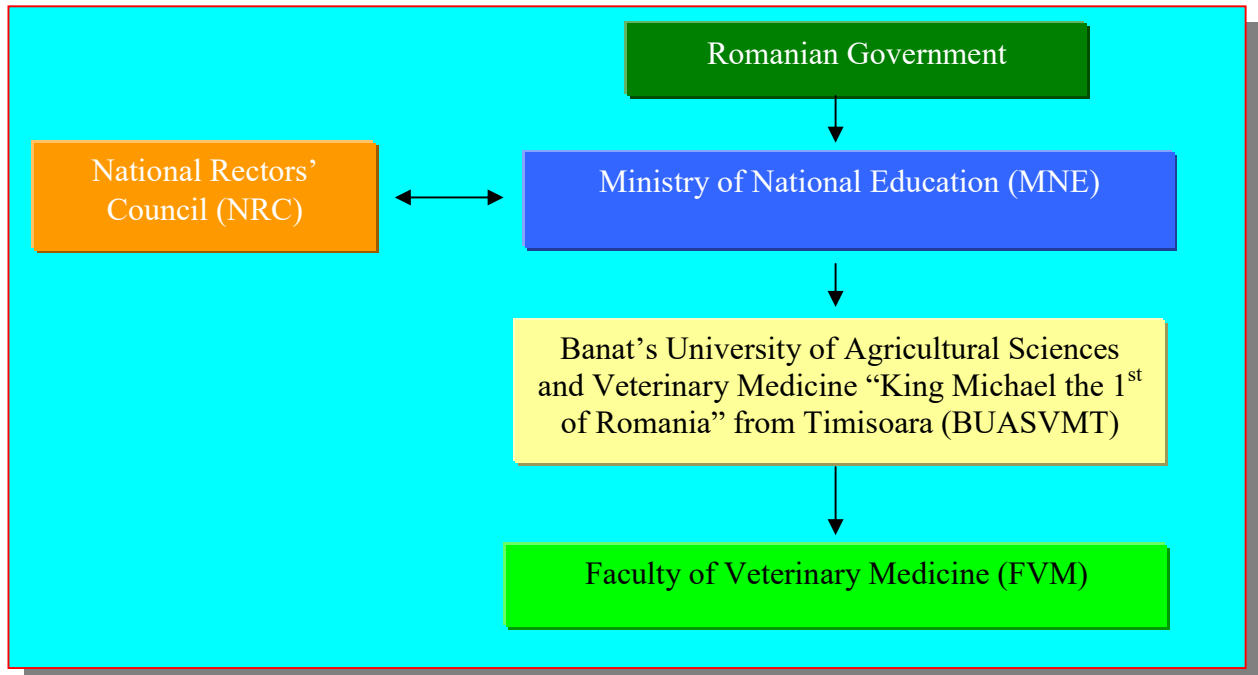


Figure 1.1. Administrative structure: relationship of the Faculty with the University and Government bodies

1.2.2. Romanian University System and Government Bodies

The Authorities that regulate the Romanian State Universities are:

- Ministry of National Education - MNE;
- National Rectors' Council (NRC)

The MNE supervises the curriculum for all nationally recognized degrees and defines the organizational and political guidelines on higher education in Romania.

The NRC's responsibilities:

- To put forward proposals for the strategy of higher education;
- To debate on the common problems of State Universities in Romania, in collaboration with other National bodies legally appointed;
- To submit proposals to the Romanian Government and Parliament and other National bodies involved in higher education issues;
- To debate the tasks given by the MNE;
- To promote initiatives that can lead to improvement of Romanian higher education.

1.2.3. The Faculty of Veterinary Medicine Timisoara

Location:

119, Calea Aradului, 300645, Timișoara, Timiș County, phone/fax: +40 0256 277 118

Short history:

The history of the FVMT begins on December 31, 1944 when the Royal Decree no. 660, published in the Official Gazette no. 302 for the foundation of West University with seven faculties: law, philology and philosophy, science, human medicine, pharmacy and theology was issued.

Because of subjective considerations, the activity of the FVM started in Arad only in 1948 within a different organization structure. In 1957, again, because of subjective considerations it was closed down, despite the reputation for excellence it had already earned both nationally and internationally.

After five years, by Government decision (HCM no. 428/23 May 1962), the FVM was founded in Timisoara as part of the Agronomic Institute Timisoara, and it still offers the same specialization: veterinary medicine.

The FVM has been in the present location since 1975, where it benefits from the facilities

1. Objectives, Organisation and QA Policy

of the Teaching farm, where the animal breeding sector is represented by cattle, sheep, horses and other species.

The FVM offers a 6-year degree in Veterinary Medicine.

Since the academic year of 2005-2006, according to the ECTS and the Regulation regarding the curriculum reform application in BUASVMT, the education in FVM has been organized in cycles; at graduation the students receive the title of DVM and MSc.

Administrative structure of the Faculty of Veterinary Medicine

The Faculty Authorities are:

a. Dean

b. Vice Dean (in charge of the teaching activity and student problems)

c. Vice Dean (in charge of the research activity)

d. Head of Doctoral School

e. Faculty Council Office:

- Dean

- Vice Dean

- Vice Dean

- Heads of Departments

e. Faculty Council

• Commissions

f. Departments (4)

Their main attributions are presented in the Annex 1.2.2

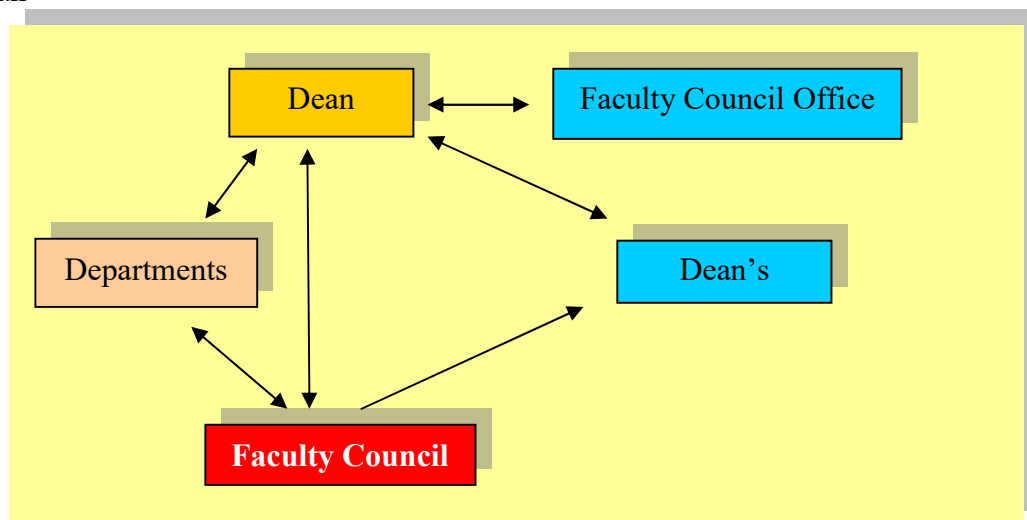


Figure 1.2. Chart of the administrative structure of the Faculty of Veterinary Medicine

Involvement of the veterinary profession and of the general public in the running of the Faculty

The Faculty Board has formal meetings, ones or twice a year with the representatives of veterinary authorities.

The meetings deal generally with:

- Joint - organization of continuing education courses in collaboration;
- Content of the curriculum.

The professional organization of practicing veterinarians – the Romanian General Association of Veterinary Surgeons (Asociatia Generală a Medicilor Veterinari din Romania - AGMVR) is involved in changes in

current legislation to improve activities within a life-long learning programme.

The Congress of Veterinary Medicine is organized every two years, which is an opportunity for scientific, professional and administrative debates.

The FVM has a monthly TV and radio broadcast “Specialist advice” for the general public.

Collaboration with other academic and research institutions are assumed as a prerequisite to achieving our mission.

A list of international collaboration could be seen following the link: <https://www.usab-tm.ro/en/general-informations-36/partners-11050>, and also in the operating plan of the Establishment.



1. Objectives, Organisation and QA Policy

Prof. dr. Ileana Nichita is responsible for the veterinary curriculum and **Assoc. Prof. Violeta Igna** is in charge with the professional, ethical, and academic affairs of the veterinary teaching hospital (VTH). Both are DVM.

1.3 The Establishment must have a strategic plan, which includes a SWOT analysis of its current activities, a list of objectives, and an operating plan with a timeframe and indicators for its implementation.

The FVM Timisoara has both a strategic plan and an operating plan, according to the National Education Law no. 1/2011 and the internal governing rules. They could be consulted following the link: <https://www.usab-tm.ro/utilizatori/medicinaveterinara/file/FMV-plan%20strategic%20%202016-2020.pdf>, and <https://www.usab-tm.ro/utilizatori/medicinaveterinara/file/FMV-plan%20operational%202019.pdf>, respectively (only in Romanian).

Some of the objectives have been presented above.

Because the FVM is part of the BUASVM, the SWOT analysis is similar to the University one.

Strengths

1. Favourable geographical position (fertile lands and a large number of animals) for the development of agricultural and veterinarian higher education;

2. BUASVMT Timisoara has applied an internal system for quality assurance in education and research based on transparency, our institution being ARACIS accredited and certified ISO 9001 (SRAC, IQNet)

3. Implementation of the credit transfer system has made it possible for us to be compatible with other national and European educational systems. Part of the study programs are classified by the Ministry of Education, Research, Youth and Sports in A class;

4. The University provides a large number of study programs in fields such as agriculture, forestry, horticulture, agricultural

management, agricultural food processing, animal science and veterinary medicine;

5. The University provides all three education cycles (bachelor's degree, master's degree, PhD), offering students the possibility to study either full-time or part-time. For some study programs, distance learning is also an option;

6. For obtaining the bachelor's degree, the University provides a study program both in English and French (The Faculty of Veterinary Medicine);

7. Competitive, highly professional teaching staff, devoted to education and research;

8. Collaborators and visiting professors held in high esteem in national and international professional circles;

9. Modern classrooms and laboratories and the existence of financing programs that will ensure their continuous modernization into the future;

10. Leading scientific research reflected in the large number of contracts/grants, scientific papers published in prestigious journals, investments in research infrastructure;

11. Involvement of young researchers, PhD students and post-doctoral students in contractual research;

12. The journals published within the University appear in national and international classifications;

13. Initiation of internal competitions for young researchers, for accessing some contracts financed from University funds and from sponsorships;

14. The existence of conditions for internationalizing the educational system, fact proven by the increasing number of foreign students and of those who choose the study program taught in English and French;

15. Tradition in performing production practice in locations within the university, but also internships in top institutions in our country and abroad;

16. The existence of international mobility programs (Erasmus, Erasmus+) for students and members of the teaching staff;

17. Good relations with many prestigious universities in Europe and the USA;

1. Objectives, Organisation and QA Policy

18. Good material base for education and research, with prospects for modernization and development;

19. All students have access to the library, the Internet, databases, accommodation, cafeteria, sports grounds, etc.

20. The existence of a counseling centre and university extension;

Weaknesses

1. Small number of young members of the teaching staff, because of the national restrictions in regards to hiring;

2. Not all members of the teaching staff are fluent in a foreign language;

3. Small number of ISI research papers as compared to the number of the teaching staff;

4. Some curricula are not harmonized with European standards;

5. Small number of full-time researchers; small number of inventions and innovations; small number of programs for interdisciplinary and transdisciplinary research; small number of undergraduate and graduate students involved in contractual research; lack of experience in starting international scientific research programs;

6. Not all practice centres meet the current requirements regarding agricultural technologies and animal husbandry technologies;

7. Low technological transfer of research results;

8. Deficiencies in the activity of the administrative service.

Opportunities

1. Through its study programs and future research projects, BUASVMT can strengthen its position as regional leader;

2. Achieving leadership in the west of Romania in the study fields it provides, as well as in research, being integrated in DKMT Euroregion, which is a mainly agricultural region;

3. Euro 2020 Strategy offers real prerequisites for increasing the number of international contracts;

4. Consulting entrepreneurial boards for improving our study programs and adapting our production practice to market requests;

5. Completion of some investments that will create optimal conditions for education and research: the building for the Faculty of Horticulture and Forestry; the research and education spaces in the Institute for Veterinary Medicine; The practice centre at Brebu Nou;

6. Launching new study programs (bachelor's degree, master's degree) taught in English and French;

7. Taking advantage of the opportunities for mobility and research ensured by ERASMUS, FP7 PEOPLE, HORIZON 2020, MARIE CURIE etc.

8. Increasing the number of collaborations and partnerships with the business sector;

9. Developing E-learning and Lifelong Learning programs;

10. Developing unconventional energetic systems;

11. Supplementing the income of our university through microproduction activities;

12. Developing pilot farms as poles of competitiveness;

13. Starting and developing new relations with universities from around the world;

14. Accessing new funds via European programs for institutional research and development.

Threats

1. Constant reduction of the budget destined for education and research, which forces the management of our university to find opportunities for increasing its funds through projects for education and development, education fee, micro production, counselling services, etc.

2. Fierce competition on the market of academic education providers;

3. Important national legislation given by the Government in the field of education and research does not stimulate the recruitment of new teaching staff members and researchers;

4. Low financial motivation of the teaching staff, brought about by new regulations regarding the salaries, that reduce or even remove established forms of stimulation (merit salaries, quarterly and annual premiums, salary increments, etc.);

5. Lack of interest by the business sector for contractual research;



1. Objectives, Organisation and QA Policy

6. Transforming the university extension into a consultancy centre;

7. Drastic reduction of resources for research programs in Romania;

8. The demographic decline in Romania, which has a negative impact on possibilities for student recruitment; moreover, the economic crisis reduced the financial possibilities of the population, with negative implications on the access to education;

9. The current economic and social context reduces labour market absorption of graduates;

10. An increase in the number of students who leave school after the first years of study.

1.4 The Establishment must have a policy and associated written procedures for the assurance of the quality and standards of its programmes and awards. It must also commit itself explicitly to the development of a culture which recognises the importance of quality, and quality assurance, within their Establishment. To achieve this, the Establishment must develop and implement a strategy for the continuous enhancement of quality. The development and implementation of the Establishment's strategy must include a role for students and other stakeholders, both internal and external, and the strategy must have a formal status and be publicly available.

BUASVM aims at upgrading the structure and elements of the institution to meet the current trend in higher education (BSc, MSc, and PhD studies) quality promoted at national level within the European context through effective systems and methodologies of internal and external evaluation. It also aims at maintaining the SRAC and IQNet certification in accordance with SR ISO 9001:2008 and at ensuring continuous communication and cooperation with national and international bodies of evaluation of quality management systems (EUA, ARACIS, SRAC, and RENAR).

BUASVM promotes the development of managerial competences of the academic

community, including strategic or prospective planning competences: educational marketing and science communication, institutional self-evaluation, and international benchmarking.

BUASVM has created the structures, developed the policies and strategies that generate the institutional frame meant to ensure quality improvement aiming at strengthen quality culture and update quality standards. Quality culture is promoted and developed at all organisational levels. BUASVM has its own quality management as stipulated in the **Quality Manual**, in procedures and regulations.

The main structure of the BUASVM habilitated in the field of quality is the Commission for Quality Evaluation and Assurance (CEAC) established through Senate decision. The Commission was established in accordance with legal regulations; it operates based on its own regulation, and its structure meets the legal stipulations concerning education quality.

CEAC is subordinated to the Senate, and the Rector is responsible for the quality of education in BUASVM. The operative management of the CEAC is ensured by a coordinator appointed by the Rector. CEAC coordinates the Commissions for Quality Evaluation and Assurance of each of the 6 Faculties (CEAC-F). CEAC-Fs are led by a quality officer (RAC-Fs), and consist of departmental quality officers (RAC-Ds) and of study line quality officers (RAC-PSs).

CEAC-Fs have responsibilities in the field of their study programmes.

BUASVM has its own internal audit practices concerning the main fields of academic activity to make sure its commitments are rigorously observed and benefiting from public transparency (see <https://www.usab-tm.ro/ro/ceac-76>).

In 2009, we established, within the Department for Quality Assurance (DAC), a compartment of internal quality audit consisting of 30 auditors, i.e. 4-5 representatives of each Faculty, 2 representatives of the two independent departments, and 3 DAC members. Internal auditors have competences obtained through

1. Objectives, Organisation and QA Policy

special courses organised by the Romanian Society for Quality Assurance, courses that introduced the requirements of the standards SR EN ISO 9001:2008 – *Quality management systems, with details concerning the implementing of a quality management system education systems*, according to SR ISO IWA 2:2009 Quality management systems. Directions for the application of ISO 9001:2000 in the field of education. Requirements and SR EN ISO 19011:2003 - *Guidelines for quality and/or environmental management systems*. The 12 teaching staffs have also been certified internal assessors for higher education quality assurance – ARACIS.

Examining and grading student is done on the ground of well-established criteria and of regulations and techniques that are rigorously applied. BUASVM has developed specific procedures to examine the students who are aware of them, according to regulations.

These procedures are stipulated in the Regulation concerning student examining and grading. The kind of evaluation of students' knowledge in each subject is chosen and mentioned by the course leader in the Subject description, in accordance with the form of evaluation stipulated in the curriculum. Examination and evaluation procedures focus on learning results and are communicated in due time to all students.

Teaching staff quality refers to specialty knowledge and scientific research potential, to the ability of transmitting knowledge to the students, to the teaching staff deontology, as well as to professional prestige and national and international recognition.

BUASVM has applied teaching staff evaluation systems since 1998 and, more systematically, since 2008, on the ground of procedures and forms approved by CEAC and by the BUASVM Senate. T

he Regulation concerning periodical evaluation of teaching staff quality establishes the general frame and procedures for self-evaluation, colleagues' evaluation, students' evaluation, and department director's evaluation in accordance with the principles, methods, and procedures established at the level of BUASVM, coordinated by the

Commission for Quality Evaluation and Assurance (CEAC).

Colleagues' evaluation is done in accordance with the principles, methods, and procedures established at the BUASVM; it aims at maintaining a friendly environment between the members of the academic community, the development of a proper working environment that allows implementing high efficiency strategies meant to solve current issues; it is coordinated by the Commission for Quality Evaluation and Assurance (CEAC).

The specific principles, methods, procedures, and forms developed by the DAC, and approved by the CEAC and by the BUASVM Senate are stipulated in Chapter 3 of the Regulation concerning the periodical evaluation of the teaching staff quality.

Assessing teaching staff by the students is a quality ensuring tool; it aims at improving the contents and teaching-learning-assessing methods of the subject of each study program. It is an important component of proper opinion on the professional and moral performance of each teaching staff and is based on a Student's teaching staff evaluation questionnaire.

The evaluation process ensures the confidentiality of student's questionnaires. Each teaching staff is assessed one a year, in one or two assessing sessions, taking into account one of the basic subjects of the tenure teaching load.

The person in charge with faculty quality assurance (RAC-F) develops the Calendar of the student's teaching staff evaluation session; evaluations are sent, after completion, to the Department for Quality Assurance (DAC) at least 2 weeks before the beginning of the evaluation session.

The data obtained following the evaluation will be processed by the Quality assurance analysts in all departments (RAC-D), by calculating the mean corresponding to every evaluation criterion found in the Teacher evaluation report by the student.

The overall results of this evaluation of the teaching staff by the students are presented annually to the Staff Council by the Quality assurance analyst in every faculty/department



1. Objectives, Organisation and QA Policy

independently, followed by proposals for improvement.

Every year, BUASVM's CEAC coordinator informs the Senate on the overall results of the evaluation of the teaching staff by the students and the proposals for improvement made by faculties/departments independently.

The overall results of this evaluation are processed statistically and are included in the annual CEAC report, published also on BUASVM website.

Yearly, every member of the teaching staff - irrespective of their position in the department, faculty, or university – performs self-evaluation and is evaluated by the Head of the department. BUASVM management evaluates the activity of the teaching staff based on specific procedures and forms, developed by DAC, approved by CEAC and BUASVM Senate.

BUASVM has forms for annual evaluation of every member of the teaching staff and a classification system for performance in teaching, research and services rendered for the benefit of the institution and the community.

The evaluation is based on the yearly evaluation of every member of the teaching staff, performed by filling in the Self Evaluation form for teaching staff members.

Yearly, every teaching staff member is evaluated by the Head of the department, who fills in the Evaluation form for a teaching staff member by the Head of the department, based on the following elements: Self-evaluation form for teaching staff members; Peer evaluation report, Teacher evaluation report by the students, and their own opinions on the way that particular teaching staff member has met their job description requirements.

The self-evaluation form is used for the annual grading of teaching staff members used for promotions and for obtaining awards and other bonuses.

The final results of the evaluation of teaching staff members are processed statistically and included in the annual CEAC report which is published on BUASVM

website (see <https://www.usab-tm.ro/ro/ceac-76>).

During the last 15 years, the FVM was visited several times by the Romanian Agency for Quality Assurance in Higher Education (ARACIS), which is full member of the European Association for Quality Assurance in Higher Education (ENQA) and listed in the European Quality Assurance Register for Higher Education (EQAR). Every time was granted with the highest grade of the Agency: “High Confidence”.

1.5 The Establishment must provide evidence that it interacts with its stakeholders and the wider society. Such public information must be clear, objective and readily accessible; the information must include up-to-date information about the study programme, views and employment destinations of past students as well as the profile of the current student population. The Establishment's website must mention the ESEVT Establishment's status and its last Self Evaluation Report and Visitation Report must be easily available for the public.

Stakeholders and the public are informed about all objectives, education, research and teaching activities by posting on the FVM website. At the General Information button there are several data on the Curriculum, Facilities of the Faculty, Partners, Management team etc. (see <https://www.usab-tm.ro/en/general-informations-36>).

Also, the website provides information about Students, Study programs, Structure, Publications and others (<https://www.usab-tm.ro/en/facultate>).

Information about Alumni is presented in the Doctoral School (Scoala Doctorala) chapter on the website. A link for Veterinary Students Association is also available: <https://www.usab-tm.ro/ro/asmyt-11110>

According to the EAEVE instructions, the current status of our Faculty is APPROVAL. Information about SER, Final Report and ECOVE Decision is provided following the link: <https://www.usab-tm.ro/ro/aeve-152>.

1. Objectives, Organisation and QA Policy

1.6 The Establishment must monitor and periodically review its activities, both quantitative and qualitative, to ensure that they achieve the objectives set for them and respond to the needs of students and society. The Establishment must make public how this analysis of information has been utilised in the further development of its activities and provide evidence as to the involvement of both students and staff in the provision, analysis and implementation of such data. Any action planned or taken as a result of this data analysis must be communicated to all those concerned.

1.6.1. Methods of assessment of the achievements of Faculty objectives

The heads of departments, Staff Council, and Quality Assurance Commission assess the achievement of the Faculty's general objectives by annual analysis.

Assessment of teaching objectives

The Faculty Commission for Initiation, Approval, Monitoring and Periodic Evaluation of Teaching Programmes (CIAMPETP) assesses the teaching objectives.

The CIAMPETP evaluates the overall efficiency of teaching and has the task to overcome any problems regarding teachers, interaction among teachers and among teachers and students and also between the Faculty and the University offices.

The specific tasks of the Commission are to:

a. collaborate with the Dean on the analysis of the student teaching quality evaluation;

b. reorganize the undergraduate courses, according to the new BUASVM "King Michael I of Romania" from Timisoara Decrees and European requirements;

c. adequately assign the theoretical and practical teaching credits to the course modules;

d. establish new courses and specializations;

e. formulate criteria for recognizing exams and time periods spent by the students in foreign Universities with specific reference to European teaching and research exchange programmes;

f. define the teaching schedules and class allocation;

g. define the graduation thesis academic calendar.

The CIAMPETP proposals are presented, debated and approved in the Faculty Council.

Initiation of new study programmes is made based on complex analyses of the external and internal environment of the university.

Analysis of the external environment refers to an evaluation of the general context and the potential market for the university. Its aim is to identify the need for the training and educational services provided by the university, as compared to those provided by other universities from Romania and from abroad. In addition, this analysis takes into account the recommendations and regulations specific for this field, developed by national or European institutions.

Analysis of self-assessment forms for the study programs in the university indicates that a significant number of the graduates of this university are employed in accordance to their qualifications, in maximum two years after graduation, being involved in decision making processes both in the public and private sectors, regionally and nationally.

Many of them work abroad, in companies, research and development institutes or universities. It is worth noting that BUASVM stimulates excellence in the academic field, and for this purpose we have a program for The Excellence Awards for teaching.

Assessment of student performance

Students are evaluated through exams that are scheduled at the end of the courses. Exams can be written, oral (the majority) and/or practical according to the type of course.

Student performance on each discipline is assessed throughout each semester, in accordance with ECTS, but at the end of



1. Objectives, Organisation and QA Policy

semester is the final examination through exams or colloquia.

At optional (elective) disciplines, the evaluation is through exams, and at facultative disciplines: 66.66% through exams and at 33.33% through colloquia.

There are three examination sessions: January-February, June-July, and September. The students who fail an exam can re-take it as many times as necessary to pass it but only until September in the next academic year.

The marks are from 10 (the maximum) to 1, with a minimum pass mark of 5.

Enrolment in the next academic year is based on the accumulation of 67% (two-thirds) from ECTS.

Assessment of research objectives

The Faculty requires an annual report from each teaching staff within the Self-evaluation report.

The research activity is taken into account for general evaluation by the Head of Department and for establishment of the score for the hierarchy according to teaching, research, publishing and social activities in the University community.

The funds for scientific research (grants) are given by Governmental institutions depending on the quality of the grant proposal (by competition) or by private companies and other private institutions correlated with the quality and opportunity of the proposed project.

Doctoral students have a fixed four-year period to prepare.

They have to pass three exams related to the theme of their doctoral thesis in the first year, to present the project of the doctoral thesis, and to present three reports [one or two based on references and one (compulsory) or two based on original research data] in the second and third years.

The reports need to be peer-reviewed by a minimum of three specialist teachers.

The final dissertation is presented in front of the department members who give their approval for the

Thesis to be presented in principle.

The Thesis needs to be peer-reviewed and accepted by four specialists in the field (including the scientific supervisor) prior to the public presentation.

Some of these procedures and by who the strategic plan, the organisation, the activities and the QA policy are decided, communicated to staff, students and stakeholders, implemented, assessed and revised were described in the previous sub-chapters.

1.7 The Establishment must undergo external review through the ESEVT on a cyclical basis. Evidence must be provided of such external evaluation with the assurance that the progress made since the last ESEVT evaluation was linked to a continuous quality assurance process.

In October 2014 the Faculty of Veterinary Medicine, Banat University of Agricultural Sciences and Veterinary Medicine, Timisoara, Romania was revisited to evaluate the progress done in solving the major deficiencies identified in the first visit in 2010.

The decision by ECOVE following this visit in 2010 was: NOT APPROVED.

There were identified 8 major deficiencies which led to this decision, which are listed in the Final Report issued by ECOVE in December 2014.

Three years after these events, a revisit was requested by the Faculty. During revisitation, the team noticed:

1. Since the last visitation in 2010 there has been a considerable effort to improve the facilities at the building which had been built specifically for necropsies.

2. Since the last visitation in 2010 there have been major improvements in the dissection of cadavers.

3. The new premises for the isolation of large animals represent a significant improvement since 2010.

4. Since the visitation in 2010 the flooring has been substantively improved within the large animal clinical facility.

5. The new facilities that were built within the scope of the EU co-financed program accommodate new and modern equipment for



1. Objectives, Organisation and QA Policy

diagnosis in small animal medicine including digital Rx, CT scan and ecco-doppler.

6. Since the last visitation in 2010, when the EAEVE visitors encountered large numbers of loose dogs, the situation has greatly improved.

7. The general understanding of biosecurity measures has clearly improved since the 2010 evaluation.

8. The teaching in herd health management was checked by a visit to the Gataia farm (privately owned by MAXAGRO with 1100 heads of dairy cattle, on-site feed production (which is also sold to other farmers)) which is located around 45 kilometres south of the Faculty close to the village Birda.

The team's recommendation for the ECOVE was: *“Based on the fact that the Faculty has rectified 8 out of 8 major deficiencies we recommend that the Faculty be granted Full APPROVAL”*.

So, the final decision of ECOVE was:

The Category 1 deficiencies identified in 2010 have been rectified.

The Faculty of Veterinary Medicine, Banat University of Agricultural Sciences and Veterinary Medicine, Timisoara is classified after revisitation as holding the status of: APPROVAL.

Comments to Standard 1

Faculty of Veterinary Medicine Timisoara is located in the south-west of Romania, in an area with a strong agricultural and livestock potential, both economic and recreational, which requires very well trained veterinarians, specialists which to correspond to the expectations of the regional, national and international socio-economic environment. In this respect, BUASVM owns large areas of agricultural land and an animal farm where FMV students have access to training under production conditions.

Through the quality management system, developed and implemented, over time, the faculty has improved visibly, its activity, to fulfill its mission and objectives.

Suggestions for the improvement of Standard 1

The faculty in the future will have to stay connected to EAEVE, to keep up with the quality requirements and standards for veterinary training in Europe. It is necessary, the cooperation of young veterinary doctors to give a new advantage to the future development of the faculty, both for research and for training specialists in the veterinary medical field.

Although the faculty has benefited from consistent European funds for development, however, sustained financial efforts are still needed to ensure the quality conditions required for veterinary training.



2.

Finances

2. Finances

2.1. Factual Information

In our country, all Universities receive the main part of their budget from the Romanian government. The annual budget is variable and determined by the financial capacities of the central administration and directed through the MEN (Ministry of National Education).

The budget is given in terms of annual cash flow aiming to guarantee public objectives in teaching, research, knowledge transfer and technology, to ensure the continuous improvement in both education and research with proper operation and long-term financial stability of the University.

2.1.1. Description of the global financial process of the Establishment

The main financial objective of BUASVM is to ensure a budget that allows institutional development, according to the strategy and objectives set out in the Strategic Institutional Plan of the Establishment, thus providing a long life development of each faculty within the University. The financial activity is coordinated by the Economic Department, at the institution level, according to the Methodological Terms regarding the organization and management of the accounting of public institutions and the Accounting Plan for public institutions and its regulation. Romanian Higher Education Institutions (HEI) receives every year funds for education and research based on the number of full-time equivalent students.

For HEI the number of students is established by the MEN.

2.1.2. Degree of autonomy of the Establishment of the financial process

The University's budget is divided into a *basic budget* and a *complementary budget*.

a. Basic budget – (70-80%) represents the amount of money received from the MEN

according to the number of students enrolled every year.

b. Complementary budget – includes tuition fees and other administrative fees related to the educational activity, fees from continuing education programs, revenues from diverse services (publishing, rents, etc.), research revenues, micro-production revenues, as well as from the revenues attracted (projects financed from non-reimbursable external funds, structural funds).

After each fiscal year, a Budget Report must be submitted. The budgets are managed and administered by the University Financial Manager, who reports to the Rector and the Senate. The internal audit on the financial activity is performed annually by the Internal Public Audit Department based on its regulation, and which draws up a report based on the documentation related to the reports. The accounting activity is computerized, using the EMSYS system approved by the MEN.

The application allows the processing of the data recorded in the accounting, following the accounting rules and principles, and ensures their control. This computing program allows good management of the financial-accounting and administrative records. Every year there is a small budget available from the Ministry for any capital projects, such as building, renovation, purchase or replacement of major items of equipment. In recent years, the university has focused on the construction, renovation of campus buildings, buildings improvement, maintenance and development of equipment.

Between years 2009-2014 a huge project of new research and educational equipment was conducted by the Faculty. The project, titled "Development of research, education and services infrastructure in the field of veterinary medicine and innovative technologies for the Western Region", had a budget of 43,951,701 RON (about 12,000,000

2. Finances

EUR). State funding is by far not enough to finance the operations of the University; hence, revenue generated by the Faculty itself is the main part of income, which amounts to 10% of the total revenue in 2018. The own income comes from various sources. The revenues generated by clinical and laboratory services are also important, but these sources are mainly used to cover the operational and maintenance costs of the clinics and departments involved. The surplus can be allocated to replace and procure the equipment but not to develop the infrastructure of the units.

2.1.3. Percentage of overhead to be paid to the official authority overseeing the Establishment on revenues from services and research grants

Research activities. The revenues from the research grants are not due to the University. All revenues from research work are managed by the head of the research project and used to pay for materials, experimental kits and services, as well as reinvested in performing research activities. According to the research plan, a different

percentage is used for the members of the research team as wages. About 16% of each grant is consigned to the General University Services.

2.1.4. Annual tuition fee for national and international students

There are two categories of tuition fee for national students. The tuition fee for Romanian students, which is paid to the Establishment by the MEN is 5500 RON/year (1200 Euros) and the tuition fee paid by the students is 5000 RON/year (1100 Euros). The international students' fee is 3200 Euros/year.

2.1.5. Estimation of the utilities (e.g. water, electricity, gas, fuel) and other expenditures directly paid by the official authority and not included in the expenditure tables

Expenditures directly paid by the University (2018)	Price in Euro (1Eur = 4,65)
Water	67.610
Electricity	190.469
Heating	296.986
Waste disposal	68.516
Total	623.581

See Annex 2.1.

Table 2.1.1.

Annual expenditures during the last 3 academic years (in Euros)

Area of expenditure	2018 / 2019	2017 / 2018	2016 / 2017	Mean
Personnel	13.471.241	11.711.201	12.702.588	12.628.343
Operating costs	818.161	657.894	712.694	729.583
Maintenance costs	2.837.312	2.342.456	1.959.151	2.379.639
Equipment	0	0	0	0
Total expenditure*	19.294.456	16.114.930	16.755.280	17.388.222

*The last full academic year prior to the Visitation (2018, 1Eur=4,65 Ron, 2017, 1Eur=4,56 Ron, 2016, 1Eu =4,49 Ron)

See Annexes 2.2, 2.3, 2.4

Table 2.1.2.

Annual revenues during the last 3 academic years (in Euros)

Revenues source	AY*	AY-1	AY-2	Mean
Public authorities	8.705.621	6.698.044	7.356.708	7.586.791
Tuition fee				
Standard students	0	0	0	0
Full fee students	1.290.322	1.535.087	1.638.465	1.487.958
Clinics (services & other)	752.688	657.895	579.064	664.882
Research grants	818.162	657.895	712.695	492.256
Donations	2.711.827	3.149.122	3.162.583	3.007.884
Other sources**	2.622.258	2.342.456	1.959.151	2.307.955
Total revenues	14.893.301	15.699.163	15.638745	15.410.404

**Special destination funds received from the central authority

2. Finances

Table 2.1.3.

The annual balance between expenditures and revenues (in Euros)

Academic year	Total expenditures	Total revenues	Balance ***
2016/2017	16.755.280	16.131.004	-624.276
2017/2018	16.115.061	15.698.394	-416.667
2018/2019	19.293.811	18.421.585	-872.286

*** Total revenues minus total expenditures

See Annexes 2.6, 2.7, 2.8

2.1.7. Prospected expenditures and revenues for the next 3 academic years

Central contributions have been marginally fluctuating in the last years and will probably do so in the future. Material costs during the last years have been constant to slightly declining, while the service revenues have been constantly increasing. In conclusion, there are no significant fluctuations in the fields of expenditures and revenues to be expected in the next three years.

Academic year	Total expenditures	Total revenues
2019/2020	8.975.913	8.975.913
2020/2021	8.472.688	8.472.688
2021/2022	8.174.193	8.174.193

See Annex 2.5

2.1.8. Description of how (procedures) and by whom (description of the committee structure) expenditures, investments and revenues are decided, communicated to staff, students and stakeholders, implemented, assessed and revised

The financial process in the BUASVM of Timisoara is coordinated by the Accounting Department. Thus, the approximate value attributed annually to the University is communicated by the ministry to the Rector's office. Then the Rector promotes a meeting with the Administration Council, composed by the Rector team and the Deans of the 6 organic units of the university, where the amounts are

discussed and approved.

Usually, these meetings take place in September, referring to the budget for the following year.

Once the annual budget is revised and approved, distribution by the various activities, items and budget lines is proposed by the Accounting Department, the body responsible for the approval of all strategic decisions.

The overall financial process is audited regularly (annually or whenever superiorly decided) by several public entities. Funds from complementary sources are also managed by the Accounting Department.

At the beginning of the new academic year, each department and the clinics are preparing their yearly requisite, which is provided and supplied by the *Technical department*.

2.2. Comments

In the last years, because of the financial crisis, the budget of the universities has suffered a significant reduction.

Based on this the universities were forced to find complementary sources that allowed the Establishment to avoid drastically compromising the viability and quality of the institution.

Education in veterinary medicine is by far the most expensive in our country and requires very expensive equipment and plenty of resources.

Thus, the endowments of the Faculty of Veterinary Medicine Timișoara are adequate



2. Finances

to veterinary instruction providing full access of the students to the newest equipment and methods.

The project conducted by the Faculty between years 2009-2014 allowed the modernization of not only the infrastructure.

The clinical services benefitted greatly from this innovation, which reflected both in the quality of education and in the financial income generated by the Faculty.

2.3. Suggestions for improvement

The funding from the state budget is not always adequate therefore; the Faculty must look for new opportunities.

In this direction, two international courses in English and French for which students pay full tuition were set up.

State provision for capital investment, such as building or major renovation works, or major items of equipment should increase or be maintained at an adequate level.



3.

Curriculum

3. Curricula

3.1. The curriculum must be designed, resourced and managed to ensure all graduates have achieved the graduate attributes expected to be fully compliant with the EU Directive 2005/36/EC (as amended by directive 2013/55/EU) and its Annex V.4.1. The curriculum must include the subjects (input) and must allow the acquisition of the Day One Competences (output) listed in Annex 2. This concerns Basic Sciences, Clinical Sciences in companion animals (including equine and exotic pets), Clinical Sciences in food-producing animals (including Animal Production and Herd Health Management), Food Safety and Quality, and Professional Knowledge.

3.1.1. Description of the educational aims of the Establishment and the general strategy for the design, resources and management of the curriculum

The educational objectives of the Faculty of Veterinary Medicine of Timisoara aim to ensure and teach the basic and specialized scientific knowledge, the practical training and the specific skills of the veterinary profession in a way that ensures the appropriate qualification of the students for the different fields of the veterinarian profession.

These objectives take into account the changing requirements associated with scientific, technological and demographic progress and allow the integration of students, at the end of their studies, in the occupational and social framework specific to our country and to the countries of the European Union (**Directive 2005/36/EC, modified by the directive 2013/55/EU**).

The present and future mission of the Faculty of Veterinary Medicine Timisoara consists in the academic preparation of the students, in order to exercise the profession of veterinary doctor, with competences in:

- defending and ensuring the health of animals;
- diagnosis, treatment and care of animals,
- welfare of farm animals, pets, animals used for scientific purposes and those in zoos;

- breeding, maintenance, reproduction and feeding of animals;
- hygiene and sanitation of products of animal origin;
- food safety and veterinary public health
- laboratory diagnosis in veterinary medicine;
- protection of domestic and wild animals;
- defending public health by controlling zoonoses and animal feed improperly
- products, processed and preserved;
- control of the production, marketing and use of veterinary products;
- industrialization and capitalization of products of animal origin;
- environmental protection and pollution control;
- veterinary medical education and scientific research;

In this regard, different activities are proposed and planned in order to merge the current requirements of society with the results of veterinary medical education in the faculty:

- each department director discusses with the Professors the curriculum they teach. The content of the course and of the practical works as well as the evaluation of the students are thoroughly analyzed. Where necessary, by mutual agreement, changes are made in the course content, taking into account the novelties in the field as well as the results of student evaluation. At the department level and then within the Faculty Council there are presented the results of the evaluation of the courses by the students. Through these assessments students express their opinion freely and can request changes for each course and the teaching method. Any changes are discussed in the Faculty Council and subject to approval.
- all the didactic and practical activities are carefully programmed and are actively supervised by the department director, the coordinator of the veterinary clinics, the tutor of each year (deans of year), the responsible with the didactic activity and by the dean of the faculty.
- periodically, there are meetings with the medical practitioners, within the faculty or

3. Curricula

during visits to farms and medical offices where students carry out practical activities and discuss the knowledge and skills of the students who work in these units and make suggestions for modifying or revising the content. courses and practical activities to ensure the skills for Day one competence.

By collaborating with the College of Veterinary Doctors in Romania, discussions are developed in order to identify the new needs that have emerged in the field of veterinary medicine.

3.1.2. Description of the legal constrains imposed on curriculum by national / regional legislations and the degree of autonomy that the Establishment has to change the curriculum

The education program within the Faculty of Veterinary Medicine Timisoara is based on the recommendations of several legislative acts as follows:

- directive 36/2005 of the European Parliament and of the Council of the European Union on the recognition of professional qualifications, amended and supplemented by Directive 55/2013 of the European Parliament and of the Council of the European Union; Government Decision no. 469/2015;
- the specific standards of the Romanian Agency for Quality Assurance in Higher Education (ARACIS) for the specialized commission no. 9 - Agricultural Sciences, Forestry and Veterinary Medicine (http://www.aracis.ro/fileadmin/ARACIS/Comunicate_Media/2016/Standarde_specifice_consultare/9. Standarde_ARACIS - Comisia 9. Agricultura BEX.pdf);
- Law of national education no.1 / 2011, with subsequent amendments and completions (Law of National Education <http://www.edu.ro/index.php/legaldocs/14847>);
- Law no. 288/2004 regarding the organization of university studies, with subsequent modifications and completions;

- Law no. 87/2006 for the approval of the Government Emergency Ordinance no. 75/2005 regarding quality assurance of education;
- Order of the M.Ed.C. no. 3617/2005 regarding the generalized application of the European Credit Transfer System (ECTS);
- Order no. 3952/2012 for the regulation of measures regarding the completion of studies in higher education for the situations provided in art. 361 paragraph (4) and (5) of the Law on national education no. 1/2011,
- the requirements of the European Association of Establishments for Veterinary Education (EAEVE) and the Federation of Veterinarians of Europe (FVE);

The specific standards of the Romanian Agency for Quality Assurance in Higher Education (ARACIS) for the specialized commission no. 9 - Agricultural Sciences, Forestry and Veterinary Medicine (http://www.aracis.ro/fileadmin/ARACIS/Comunicate_Media/2016/Standarde_specifice_consultare/9. Standarde_ARACIS - Comisia 9. Agricultura BEX.pdf) approves the minimum criteria for compulsory authorizations higher education in the field of Biological and Biomedical Sciences, including veterinary medicine. ARACIS establishes the List of the mandatory minimum disciplines required for the training of the veterinarian, correlated with the Directive 2005/36 / EC, the Directive 55/2013 E.C. on the recognition of professional qualifications, published in the Official Journal of the European Union L 255/22 of 30.09.2005 and according to the GD 469/2015.

For the field of Veterinary Medicine the duration of the studies is 12 semesters, with 16-22 weeks of practice (of which 2-4 weeks practice for the elaboration of the diploma work), and the curricula are compulsory based on the transferable credit system (ECTS), with a minimum number of 5500 hours per curriculum for compulsory, elective subjects, including practice, with a total number of compulsory credits - 360 ECTS, and the number of compulsory credits per semester -

3. Curricula

30 ECTS. The categories of disciplines specified by ARACIS are in accordance with H.G. 1477/2003, O.U. 109/2007; Directive 36/2005 E.C. amended by the Directive 55/2013 E.C., GD 469/2015, the MCS address no. 351 of July 28, 2015 are: fundamental disciplines, specific disciplines, which include fundamental science disciplines, clinical science disciplines, disciplines for animal production and disciplines for food hygiene.

For the field of Veterinary Medicine, the number of disciplines in the curriculum cannot exceed on average 9 / semester (excluding optional disciplines and Physical Education), including elective disciplines (20-30%).

In Veterinary Medicine, the ratio of lectures / didactic activities applied in the study program (seminars, laboratories, projects, practice) must be within the limits of 1 / 1,2 -1.5.

The faculty is free to modify about 15% of the framework programs, choosing solutions that best correspond to its requirements regarding the prevailing local conditions, physical assets and facilities and the competence of the teaching staff. At the faculty level, decisions regarding the syllabus and the content of the courses are based on the proposals of the Heads of Departments, of the Didactic Commission and of the Monitoring Commission of the study programs, which are approved by the Faculty Council.

Decisions regarding the number of hours per discipline and the balance between the hours of theoretical and practical training are taken after consultation of the teachers and are subsequently approved by the Faculty Council and the University Senate. The faculty is free to modify about 15% of the framework programs, choosing solutions that best correspond to its requirements regarding the prevailing local conditions, physical assets and facilities and the competences of the teaching staff. At the faculty level, decisions regarding the syllabus and the content of the courses are based on the proposals of the Department Directors, of the Didactic Commission, which are approved by the Faculty Council.

This Council consists of 18 members (5 students and 13 professors, according to the

proportion specified in the regulations and the University Charter). The Council takes into consideration the recommendations made by student representatives and veterinarians (who work in national health structures, in private, companies, professionals, etc.).

The national legislation allows to establish the teaching topic and the teaching and training modalities of the students.

Each teacher establishes and specifies in the discipline syllabus the competences that are developed, the learning evaluation mode and the final testing modality. The faculty decides through approval in the Faculty Council regarding the report of lectures / practical activities and the number of hours of individual study.

3.1.3. Description of how curricular overlaps, redundancies, omissions, and lack of consistency, transversality and/or integration of the curriculum are identified and corrected.

The problems regarding the curricular overlap, absences, omissions and the lack of coherence and transversality are developed according to the Regulation on the initiation, approval, monitoring and periodic evaluation of the study programs (COD USAMVBT - PG 00-- Rp.01- PG 001- <https://user.quality/file/regulations/R015.pdf>). The monitoring of the study programs is done in a systematic, planned way, and involves the control of the way in which the activity is carried out for the timely detection of the shortcomings and the initiation of corrective and preventive actions.

Monitoring is carried out with the participation of several actors, teachers, department and faculty management as well as structures concerning quality issues. Within each department, the curricular programmes of each discipline are studied by the department directors, each year, to purpose being to supervise the aspects related to the curricular overlap, absences, omissions. Some aspects regarding the overlaps are discussed within the Didactic Commission and the proposal for modification is analyzed by the Faculty

3. Curricula

Council which includes the representative students, freely chosen by each year of study. In addition, within the quality assessment process and the evaluation made by the students, each one has the opportunity to make, anonymously, observations regarding the content of the course and the teaching method. The results are centralized by each department and presented in the department meeting. Moreover, the coordinator of the quality system at the faculty level presents in the Faculty Council a report of the entire evaluation process and establishes corrective and preventive measures. The main role in the monitoring of the study programs belongs to the coordinator of the study program (the dean of the faculty), who is supported by the coordinator with the quality management of the faculty. It draws up an annual report through which it can make suggestions for modifying and improving the curriculum (see Annex 3.1.2. Report on the monitoring of study programs)

It is also important to carry out quality internal audits, in order to verify the observance of the procedures and programs specific to the educational processes. The records obtained through monitoring are objective evidence for the continuous evaluation of the quality and, at the same time, are the basis of the analyzes carried out at the department / faculty level for the establishment of corrective and preventive measures. At the university level, annual reports are drawn up on the results of the quality monitoring, which are subject to analysis in meetings of the Board of Directors / Senate. The analysis is finalized by elaborating a plan of measures to improve the quality in education

3.1.4. Description of the core clinical exercises/practicals/seminars prior to the start of the clinical rotations

1st year. Starting with 1st year / second semester, students are trained on the basic concepts of animal handling, knowledge of the anatomical regions of animals, internal organs, requirements for feeding, housing and care of animals. In the practice at the end of

the first year (EPT) students acquire basic knowledge about the species and breeds of animals that are bred on the farm, the handling of farm animals, including the activities related to feeding and care, the behavior of healthy and sick animals. During the second year and especially at the end of the year, during the practice (EPT) the students are trained to know different systems of different species and categories of animals breeding, the problems related to the feeding, sampling and sending of samples for the laboratory, evaluation of veterinary hygiene.

During the third year (groups of maximum 15 students), students learn basic methods in Propedeutic Pharmacology, Pathological Anatomy Anesthesiology performing basic techniques for animal handling and restriction, examining animal apparatus and systems, anesthesiology techniques.

During the 4th year students are trained on the basic techniques for the identification of parasites, microbial agents, for the surgical maneuvers, the clinical examinations, the knowledge of the reproductive status of the animals, the act of parturition and the care of the postpartum females, as well as basic notions regarding the elaboration of the medical documents.

During the 4th and the 5th years, all the clinics within the faculty offer specific practical activities (no more than 12 students / group) involving the students in the activities of consulting sick animals, establishing the clinical and etiological diagnosis and performing the treatments, applying the measures of prophylaxis and treatment in medical, parasitic and infectious diseases, by performing and interpreting the radiological and ultrasound examinations.

Students are actively involved in the surgical interventions, monitoring the hospitalized cases, completing the medical records. In addition, in the outpatient clinics the students are trained on the technology of reproduction (mounting plan and calving, the gestational diagnosis, the diagnosis of the diseases of the reproductive system, etc.) and the performing of surgical interventions in field conditions.

3. Curricula

Table 3.1.1.
Curriculum hours in each academic year taken by each student

Academic years*/semesters		Hours of training							TOTAL
		Theoretical training			Supervised practical training			Other	
		Lectures	Seminars	Self directed learning	Laboratory and desk based work	Nonclinical animal work	Clinical work		
		(A)	(B)	(C)	(D)	(E)	(F)		
First year	S1	168	-	168	154	42	-	28(sports)	560
	S2	168	-	154	168	42	-	28(sports) 90 (practice)	650
Second year	S1	154	28	168	126	84	-	-	560
	S2	140	28	168	168	56	-	90 (practice)	650
Third year	S1	182	-	126	168	84	-	-	560
	S2	210	-	112	98	112	28	90 (practice)	650
Fourth year	S1	196	-	168	28	28	140	-	560
	S2	196	-	126	28	-	210	120 (practice)	680
Fifth year	S1	168	28	112	-	42	210	-	560
	S2	182	-	84	-	42	252	90 (practice)	650
Sixth year	S1	154	-	112	28	42	224	-	560
	S2	70	-	160	60	60	50	60 (Practice in the slaughterhouse) 60 (Practice in university veterinary clinics) 60 (Preparing the diploma thesis)	580
TOTAL		1988	84	1658	1026	634	1114	716	7220

A: lectures; B: seminars; C: supervised self learning; D: laboratory and desk based work; E: non-clinical animal work; F: clinical animal work; G: others (specify); H: total

3.1.5. Description (timing, group size per teacher, etc.) of the core clinical rotations and emergency services (both intramural VTH and ambulatory clinics) and the direct involvement of undergraduate students in it (responsibilities, hands-on versus observation, report writing, etc.)

The core clinical rotations start from the 5th year / 1st semester. They include Intra-mural clinics (VTH) (Veterinary teaching hospital), FSQ & HPV Food safety and quality Veterinary Public Health Ambulatory clinics, Herd Health Management, Electives

The students are divided into 10 -11 groups, each of 12 students in each clinic, respectively 6 students in a teacher and a medical team.

Students participate in daily activities in the clinic providing clinical services and laboratory diagnostic services. During the clinical activity the students are evaluated on

the basis of the medical records that they complete for each examined animal.

During **the fifth year, the first semester**, in the Intra-mural clinics (VTH) (Veterinary Teaching Hospital) where the students perform two weeks (42 h / std) of specific activities (in each of the following clinics: Infectious diseases, Surgical clinic, Internal clinical medicine, Obstetrics, Parasitology).

In FSQ & HPV - Food safety and quality Veterinary Public Health students complete 2 weeks at Food hygiene and technology (42 h / std). During **the fifth year, the second semester**, in the Intra-mural clinics (VTH) (Veterinary Teaching Hospital) where the students carry out two weeks of specific activities in each of the following clinics: Infectious diseases (14 h / std), Surgical clinic (42 h / std), Internal medicine clinic (14 h / std), Reproduction (42 h / std), Veterinary dermatology 2 (28 h / std). In the FSQ & HPV - Food safety and quality Veterinary Public Health students complete 2 weeks at Food

3. Curricula

hygiene and technology (28 h / std) and Practical works in slaughtering and food processing facilities (14 h / std). Furthermore, in the Ambulatory clinics students carry out 2 weeks, corresponding to 14 hours / std for the following species: companion animals, poultry, cattle, equine, small ruminants and swine. During both semesters the students carry out specialized practice (EPT) in the Emergency Service of the University Veterinary Clinic - the equivalent of 3 weeks, 6h / day (90 hours / student performed during the second semester, according to the schedule)

During the **sixth year, first semester**, in the Intra-mural clinics (VTH) (Veterinary Teaching Hospital) where the students perform 2 weeks (42h / std) at the following clinics: Surgery (42h / std), Internal medicine (56h / std), Reproduction (42h / std), Infectious diseases (28h / std) and, Dermatology (14h / std).

Also, students complete 1 week of internship at Pharmacy and Therapeutics respectively (14h / std), as well as 4 weeks of internship at Forensic medicine and necropsic diagnosis and Legislation in veterinary medicine (14h / std respectively).

Within the FSQ & HPV- Food safety and quality & Veterinary Public Health, students complete 2 weeks at the discipline of Inspection and control of foodstuff of animal origin (28 h / std).

During this semester, the students carry out specialized practice (EPT) in the Veterinary Clinic on-call service - the equivalent of 2 weeks, 6h / day (60 hours / student in the Emergency Service of the University Veterinary Clinic, according to the schedule (**Annex 3.1.5. Timetable and Timetable clinics 2018/2019 sem I and II**).

During the **second semester, the students from the sixth year** in the Intra-mural clinics (VTH) (Veterinary Teaching Hospital) participate in forensic medicine and necropsic diagnosis during 10 weeks with 2 h / week / std and 10 weeks of internship at Legislation in veterinary medicine (20h / std).

3.1.6. Description (timing, group size per teacher, etc) of the teaching in

slaughterhouses and in premises for the production, processing, distribution/sale or consumption of food of animal origin

Slaughterhouse activities

The teaching activities regarding the meat hygiene and slaughtering process and technology are carried out in three private slaughterhouses (pig, ovine, cattle and horse) located near to the Establishment in Timiș County. Generally, in the teaching process, besides academic personnel, there are involved official veterinary personnel from the Sanitary Veterinary Health Department or the one responsible for the self-control of the slaughtering unit. During the teaching process the students achieve knowledge on the slaughtering process steps or pre- and postmortem sanitary inspection and control of animals for slaughter.

The teaching process takes place usually with small student groups involving 10-12 members. The teaching session with each group (10-11 groups/study years) lasts 4-5 hours /one day and repeated weekly according to the schedule and up to completion of the requested number of hours.

Activities in Foodstuff Processing Units

The teaching of the fundamental of hygiene conditions, production, inspection, certification and control of animal origin foodstuffs are carried out in milk and dairy production plants, meat processing units and cold storage of animal origin foodstuff units.

During both semesters of the 5st study year and the second semester of the 6st year and according to the schedule the teaching activities are conducted under a collaboration agreement between the Establishment and the unit. In these units there are organized weekly visits with small group (10-12 members) student teams accompanied by teaching personnel.

The teaching process is focused on the (i) knowledge of the general and specific food hygiene requirements in the units according to the EU laws, (ii) evaluation of the processing

3. Curricula

technology steps and existing equipments and (iii) evaluation of the sanitary and quality requirements of the final products in compliance with the EU laws in order to be introduced in food markets and the (iv) implementation and verifying the functionality of a HACCP system.

3.1.7. Description of the selection procedures of the Electives by the students and the degree of freedom in their choice (e.g. what happens when too many students select one specific track)

In the current curriculum, the elective disciplines aim at acquiring specific professional skills. Starting with the 2nd year there is provided an equal number of elective disciplines, each semester, with 2 credits, except for the foreign language discipline (with an ECTS credit) and the 4th year, semester II, where elective modules are provided, each with the same number of hours and with 5 credits (ECTS). During the 3rd year, each optional semester is provided three optional disciplines for each semester, each of them with equal number of hours and credits (2 ECST credits)

During the 4th year, only in the second semester elective disciplines are provided. These are in number of 3, with an equal number of hours and credits (2 ECTS credits). During the 5th year, there are elective disciplines in both semesters, with an equal number of credits (2 ECTS credits). During the 6th year, in the first semester there are three elective disciplines, each with an equal number of hours and with 2 credits (<https://www.usab-tm.ro/ro/informatii-general-36/planuri-de-invatamant-11048> link education plans)

Before the beginning of the semester the students choose a discipline out of the three offered per semester. If many students choose for the same discipline, the criterion of separation is their performance in learning outcomes. The redistribution of the excess number of students is coordinated by the dean of the year in agreement with the student.

3.1.8. Description of the procedures (e.g. logbooks) used to ascertain the achievement of each core practical/clinical activity (pre-clinical, clinical, ambulatory clinics, EPT) by all students

Each student, within the activities carried out in the pre-clinical, clinical, ambulatory clinics, EPT, has certain objectives to follow and to fulfill, provided in the guidance of the practical activities. For each category, it must describe the activities carried out in a journal that it presents to the dean of the year and on the basis of which the student is evaluated (https://www.usab-tm.ro/utilizatori/medicinaveterinara/file/Indrumator_practica_final.pdf)

3.2. Each study programme provided by the Establishment must be competency-based and designed so that it meets the objectives set for it, including the intended learning outcomes. The qualification resulting from a programme must be clearly specified and communicated and must refer to the correct level of the national qualifications framework for higher education and, consequently, to the Framework for Qualifications of the European Higher Education Area.

In Romania, the program of education in Veterinary Medicine is regulated by law as follows:

- Directive 36/2005 of the European Parliament and of the Council of the European Union on the recognition of professional qualifications, amended and supplemented by Directive 55/2013 of the European Parliament and of the Council of the European Union; Government Decision no. 469/2015;
- The specific standards of the Romanian Agency for Quality Assurance in Higher Education (ARACIS) for the specialized commission no. 9 - Agricultural Sciences, Forestry and Veterinary Medicine (http://www.aracis.ro/fileadmin/ARACIS/Comunicate_Media/2016/Standarde_specific)

3. Curricula

[e_consultare/9. Standarde ARACIS - Comisia 9. Agricultura BEX.pdf](#));

- Law of national education no.1 / 2011, with subsequent amendments and completions (Law of National Education <http://www.edu.ro/index.php/legaldocs/14847>);
- Law no. 288/2004 regarding the organization of university studies, with subsequent modifications and completions;
- Law no. 87/2006 for the approval of the Government Emergency Ordinance no. 75/2005 regarding quality assurance of education;
- the requirements of the European Association of Establishments for Veterinary Education (EAEVE) and the Federation of Veterinarians of Europe (FVE);

The mandatory minimum criteria for the authorization and accreditation of higher education institutions in the field of biological and biomedical sciences, including veterinary medicine, are established by the specific Standards of the Romanian Agency for Quality Assurance in Higher Education (ARACIS) for the specialized commission no. 9 - Agricultural Sciences, Forestry and Veterinary Medicine, which are fully respected. In this way, the respect of the national qualifications framework for higher education is ensured and, therefore, the framework for the qualifications of the European Higher Education Area.

Graduates receive the title of Veterinary Doctor, the qualification being found in the COR (classification of Occupations in Romania) code 225002 (https://www.rubinian.com/cor_1_grupa_majora.php)

ARACIS establishes the List of the mandatory minimum disciplines required for the training of the veterinarian, correlated with the Directive 2005/36 / EC, the Directive 55/2013 E.C. on the recognition of professional qualifications, published in the Official Journal of the European Union L 255/22 of 30.09.2005 and according to the GD 469/2015.

For the field of Veterinary Medicine the duration of the studies is 12 semesters, with

16-22 weeks of practice (of which 2-4 weeks practice for the elaboration of the diploma work), and the curricula are compulsory based on the transferable credit system (ECTS), with a minimum number of 5500 hours per curriculum for compulsory, elective subjects, including practice, with a total number of compulsory credits - 360 ECTS, and the number of compulsory credits per semester - 30 ECTS.

The categories of disciplines specified by ARACIS are in accordance with H.G. 1477/2003, O. U. 109/2007; Directive 36/2005 E.C. amended by the Directive 55/2013 E.C., GD 469/2015, the MCS address no. 351 of July 28, 2015 are: fundamental disciplines, specific disciplines in which there are included fundamental science disciplines, clinical science disciplines, disciplines for animal production and disciplines for food hygiene.

For the field of Veterinary Medicine, the number of disciplines in the curriculum cannot exceed on average 9 / semester (excluding optional disciplines and Physical Education), including elective disciplines (20-30%). In Veterinary Medicine, the ratio of lectures / didactic activities applied in the study program (seminars, laboratories, projects, practice) must be within the limits of 1/1,2-1.5.

The faculty is free to modify about 15% of the framework programs, choosing solutions that best correspond to its requirements regarding the prevailing local conditions, physical assets and facilities and the competence of the teaching staff.

At the faculty level, decisions regarding the syllabus and the content of the courses are based on the proposals of the Heads of Departments, of the Didactic Commission and of the Monitoring Commission of the study programs, which are approved by the Faculty Council. Decisions regarding the number of hours per discipline and the balance between the hours of theoretical and practical training, are taken after consulting the teachers and are subsequently approved by the Faculty Council and the University Senate.

In the University, and implicitly also at the faculty level, starting with 2009, the ISO 9001 quality system (with annual verification),

3. Curricula

certified by the Romanian Quality Assurance System (SRAC), is an IQNet partner, ([Link https://www.usab-tm.ro/utilizatori/universitate/file/certif/2018/Certificat%20SRAC.pdf](https://www.usab-tm.ro/utilizatori/universitate/file/certif/2018/Certificat%20SRAC.pdf))

By implementing this quality assurance system, it is certified that the study programmes meet the assumed objectives, that a learning environment is promoted and that the students are prepared for self-learning and lifelong learning.

3.3. Programme learning outcomes must: ensure the effective alignment of all content, teaching, learning and assessment activities of the degree programme to form a cohesive framework

- include a description of Day One Competences
- form the basis for explicit statements of the objectives and learning outcomes of individual units of study
- be communicated to staff and students
- be regularly reviewed, managed and updated to ensure they remain relevant, adequate and are effectively achieved.

3.3.1. Description of the educational aims and strategy in order to propose a cohesive framework and to achieve the learning outcomes

The Faculty of Veterinary Medicine Timisoara through its educational objectives aims to ensure and transfer the basic and specialized scientific knowledge, the practical training and the specific skills of the veterinary profession necessary for the appropriate qualification of the students for the different fields of the veterinary profession.

These objectives are in correlation with the changes associated with the scientific, technological and demographic progress and allow the integration of the students, at the end of the studies, in the occupational and social framework specific to our country and to the countries of the European Union (Directive 2005/36 / EC, modified by the 2013 directive /

55 / EU).

3.3.2. Description of how the Establishment ensures that the learning outcomes fit with the ESEVT Day One Competences

By completing the study program included in the students' curriculum, they acquire the knowledge necessary to perform the profession of veterinary doctor. Our graduates have competences in the following directions:

1. Clinical competence:

- conducting epidemiological, gynecological, heredo-pathological and nutritional investigations, both in individual and group level;
- animal positioning and coordinating activities of positioning;
- complete clinical examination;
- collecting, packaging and transport of biological samples for laboratory tests;
- use of radiographic and ultrasound examination for diagnosis;
- diagnosis (on clinical and laboratory grounds) and application of appropriate treatments;
- preparation of clinical documents (observation sheet, consultations record, writing prescriptions, etc.).

2. Anesthesia and pain management competence and basic surgical skills:

- knowledge of asepsis and antisepsis;
- local, regional and general anesthesia;
- intensive care;
- postoperative management.

3. Skills and competencies for emergencies and first aid.

4. Competence in deciding to send cases to the specialist colleagues.

5. Competence in notifying diagnosis in case of notifiable diseases and zoonoses.

6. Competence in recognition incurable cases, recommending euthanasia and performing it, through methodologies specified by law.

7. Competence in necropsy diagnosis (forensic) and veterinary laboratory diagnosis.

3. Curricula

8. Competence in slaughterhouse inspection (antemortem and postmortem), in reception at the slaughterhouse and in correctly identifying of factors and conditions that affect quality and safety of animal origin foodstuffs.

9. Competence in breeding, amelioration and welfare of animals, their feeding, controlling how it is organized and executed animals, animal products and feed transport.

10. Appropriate competence in bio-security, prevention and control of transmissible diseases.

11. Competence in drawing up a scientific research project in veterinary medical education.

12. Competence in communicating with pet owners, media, colleagues and authorities.

13. Competence in veterinary legislation and veterinary medical statistics.

14. Competence in marketing control, using and testing of veterinary products.

15. Competence in animals' reproduction (control and directing of reproduction).

16. Competence in domestic animals, wildlife and environment protection, and in pollution control.

17. Competence in protection of public health (including zoonoses), safety and certification of animal origin foodstuffs.

18. Competence in veterinary medical biotechnologies.

3.3.3. Description of how (procedures) and by who (description of the committee structure) the learning outcomes are decided, communicated to staff, students and stakeholders, assessed and revised

In the discipline syllabus, the minimum requirements for passing the exam are provided according to the procedure FPG-001-10A (<https://usab-tm.ro/ro/document-usamvbt-80/proceduri-11209>) implemented at the university level and requested by the National Body ARACIS accreditation.

The syllabuses are analyzed at the level of departments and approved in the Faculty Council. The requirements of the discipline

syllabus are communicated by each teacher to the students, at the beginning of the semester.

At the end of each exam session, the learning outcomes are analyzed and evaluated by the Faculty Council, which proposes to improve and revise the evaluation criteria in order to increase the promotion and fulfill the requirements of the learning outcomes.

3.4 The Establishment must have a formally constituted committee structure (which includes effective student representation), with clear and empowered reporting lines, to oversee and manage the curriculum and its delivery.

The committee(s) must:

- determine the pedagogical basis, design, delivery methods and assessment methods of the curriculum
- oversee QA of the curriculum, particularly gathering, evaluating, making change and responding to feedback from stakeholders, peer reviewers and external assessors, and data from examination/assessment outcomes
- perform on going and periodic review of the curriculum at least every seven years by involving staff, students and stakeholders; these reviews must lead to continuous improvement. Any action taken or planned as a result of such a review must be communicated to all those concerned
- identify and meet training needs for all types of staff, maintaining and enhancing their competence for the ongoing curriculum development.

Description of how (procedures) and by who (description of the committee structure) the core curriculum is decided, communicated to staff, students and stakeholders, implemented, assessed and revised

In Romania, veterinary education is organized on the basis of LEN 1/2011 and of Directive 36/2005 amended and supplemented by Directive 55/2013 of the European Parliament and of the Council of the European Union, Government Decision no. 469/2015

3. Curricula

and the Specific Standards of the National Body of the Romanian Agency for Quality Assurance in Higher Education (ARACIS) for the specialized commission no. 9 - Agricultural Sciences, Forestry and Veterinary Medicine

(http://www.aracis.ro/fileadmin/ARACIS/Comunicate_Media/2016/Standarde_specifice_consultare/9_Standarde_ARACIS_-_Comisia_9_Agricultura_BEX.pdf);

In accordance with these norms, the program of study in Veterinary Medicine runs for 6 years and has 360 ECTS credits.

At the faculty level there is the Monitoring Commission of the study programs that supervise and manage the curriculum. This commission is made up of the Dean of the Faculty, the teaching assistant, the director of the Doctoral School, the department directors and two students. The Commission meets whenever necessary and analyzes the proposals received from concerned professionals (teachers, students, employers), peer reviewers and external evaluators (internal and external audit of the faculty). It also annually draws up a report on curriculum evaluation and makes proposals for improvement that are submitted to the Faculty Council for approval. The proposals approved in the Council are submitted to the University Senate, and after approval they are introduced in the educational plan. The last modification was made in May 2019 (see **Annex 3.1.2. - REPORT ON THE MONITORING OF STUDY PROGRAMS**)

The change was made at ANSVSA's request regarding the introduction of a course of Resistance to antimicrobials and prudent use of antimicrobials in veterinary medicine. All the approved changes are brought to the attention of the parties involved through

- Publication of the faculty page
- Use of social networks
- Regular meetings with students and teachers

3.5 External Practical Training (EPT) is compulsory training activities organised

outside the Establishment, the student being under the direct supervision of a non-academic person (e.g. a practitioner). EPT cannot replace the core intramural training nor the extramural training under the close supervision of academic staff (e.g. ambulatory clinics, herd health management, practical training in FSQ and VPH). Since the veterinary degree is a professional qualification with Day One Competences, EPT must complement and strengthen the academic education inter alia by enhancing student's professional knowledge.

3.5.1. Description of the organisation of the EPT and how it complements (but not replaces) the academic clinical training

Throughout the activity of preparation of students there are provided a total of 570 hours of practice (ETP), which correspond to 27 credits (ECTS). Each external practice session (ETP) is credited with 3 credits (ECTS) for students in the first to fourth years.

The practice in the slaughterhouses is evaluated with 1 credit (ECTS), and the practice for the Diploma Work is provided with 10 credits. The practice (EPT) is supervised by veterinarians working in farms, veterinary offices, laboratories and slaughterhouses and processing units for animal products, with which collaboration and practice agreements are concluded.

At the faculty level, the commission that organizes the external practice is constituted by the Vice-dean with the didactic activity and the deans of the year to which is added a teacher for the students of 1st year who accompanies and guides the students in the farm and a teacher from each clinic and respectively at each clinic (surgery, obstetrics, internal medicine, parasitology infectious disease) and food and hygiene safety, for the 5th and 6th years students who practice in the emergency service of the University Veterinary Clinics (Emergency medical service of the University's Veterinary Clinics).

The practice organization commission (EPT) has the following functions:

3. Curricula

- Organizes the students for the practice and specifies the objectives that are provided for each year of study, ensuring the distribution of the practice book that includes the first day skills (DOS) for each student (see **PRACTICAL BOOKLET**)
- Concludes agreements and collaboration agreements with practice providers
- Informs the practice providers about the period of practice and the objectives that they must achieve during this activity
- mediates, if appropriate, conflicts with providers of practice
- Participates in the evaluation process of the students based on the evaluation given by the medical practitioners and of the activities that the students report in the practice book, which is drawn up daily and which is delivered to the dean of the year.

The choice of practice providers is made following discussions with them at different meetings. The students choose the locations and the providers of practice according to the objectives of the practice, the location of the units, the reputation of the veterinary practitioner. Lists of units of practice (EPT) can be found in tutors for years. Through the Erasmus+ program students have the opportunity to practice in different units outside the country, with the consent of the veterinarian in that unit.

Table 3.5.1.
Curriculum days of External Practical Training (EPT) for each student

Fields of Practice	Minimum duration (weeks)	Year of programme
Production animals (pre-clinical)	6 weeks	I and II
Companion animals (pre-clinical)	-	-
Production animals (clinical)	3 weeks	III and IV
Companion animals (clinical)	3 weeks	III and IV
FSQ & VPH	2 weeks	VI
Others (Licence practice)	1 week	VI

In the academic year 2018/2019, a number of 6 students were assigned through Erasmus +

for EPT practice. Also, in the year 2018/2019, a number of 52 students from the 6th year were included in the INTERNSHIP project - INTERNSHIPS of practice in the agricultural domain, a national project of type POCU (POCU / 320/6/21/121103 EPA - Education, Performance, Employability).

3.6. The EPT providers must have an agreement with the Establishment and the student (in order to state their respective rights and duties, including insurance matters), provide a standardised evaluation of the performance of the student during their EPT and be allowed to provide feedback to the Establishment on the EPT programme. There must be a member of the academic staff responsible for the overall supervision of the EPT, including liaison with EPT providers.

3.6.1. Description of how the EPT providers are linked to the Establishment (a copy of one of the agreements to be provided in the appendices), assess the students and provide feedback to the Establishment

ETP providers conclude collaboration agreements with the faculty (*Annex 3.6.1. - Agreements*) and offer feedback to the institution by completing the practice document that certifies the practice and the evaluation of the student by the person responsible for practice within the ETP

3.6.2. Name of the academic person(s) responsible for the supervision of the EPT activities

The practice is carried out according to the Regulations of practice USAMVBT - PG 001 R037 (<https://www.usab-tm.ro/utilizatori/calitate/file/regulamenti/R037.pdf>)

The responsible person at the faculty level is Vice-dean with the didactic activity that coordinates through the deans of year the practice of each year of study.

Names of the academic person(s) responsible for overseeing EPT activities:

3. Curricula

PhD Professor Ileana Nichita, Vice-dean
PhD Lecturer Dr. Calin Pop
PhD Assoc. Prof. Eugenia Dumitrescu
PhD Lecturer Dr. Olariu Jurca Ioan
PhD Lecturer Dr. Ianos Degi
PhD Lecturer Dr. Kalman Imre
PhD Lecturer Dr. Cristian Lazarescu

3.7. Students must take responsibility for their own learning during EPT. This includes preparing properly before each placement, keeping a proper record of their experience during EPT by using a logbook provided by the Establishment and evaluating the EPT. Students must be allowed to complain officially and/or anonymously about issues occurring during EPT. The Establishment must have a system of QA to monitor the implementation, progress and then feedback within the EPT activities.

3.7.1. Description of the implications of students in the preparation, recording and assessment of their EPT

In order to carry out the practice EPT students meet with the dean of the year who distributes their logbooks in which there are specified objectives to be followed and the techniques to be achieved, for each year of study. Students must acquire this data and master these requirements in practice.

At the unit where he / she practices, he / she will discuss with the medical practitioner the aspects to be followed and how to acquire them. Students will complete daily logbook with the activities they carried out.

3.7.2. Description of the complaint process in place concerning EPT

Students can freely and anonymously express their complaints about EPT in the evaluation process. The deans of the year may find during the evaluation of the student for the practical activity certain inconsistent aspects.

Comments on Standard 3

The curriculum of the faculty was drawn up taking into account the requirements of ARACIS and EAEVE.

There is a good curriculum orientation of the students for their preparation in the field, being provided both basic and specialized disciplines, in a balanced way.

Through the course activities, but especially through the practical ones, the students are informed and trained in order to acquire and master from the first day the required skills.

By involving the students in the emergency department of the university veterinary clinics, they are better involved in learning and acquiring the knowledge of veterinary medicine.

The implementation of the quality system in the university and at the level of the Faculty of Veterinary Medicine has significantly increased the quality of the teaching process.

Students are actively involved in decision making at the faculty level, having freely elected representatives in the faculty council and in the quality assessment process.

Through the association of students from the Faculty of Veterinary Medicine, they are involved in both didactic and scientific activities, as well as volunteering within the faculty, the university and other associations.

The areas for teaching the courses and the practical activities have been extended and modernized, which allows the involvement of students in all clinical, laboratory and research activities for a better knowledge of the veterinary medical techniques and the involvement in research in order to carry out the graduation exams.

Suggestions for improvement on Standard 3

Departments must develop their involvement in all the planned activities in order to increase both the didactic activity and the quality of the its performance.

A larger number of teachers is however required considering their involvement in teaching and research activities

3. Curricula



SER2020

Table 3.1.2.
Curriculum hours taken by each student

Subjects	Hours of training							TOTAL
	Theoretical training			Supervised practical training				
	Lectures	Seminars	Self directed learning	Laboratory and desk based work	Nonclinical animal work	Clinical work	Other	
Basic subjects								
Medical physics	28		25	28	-	-		81
Chemistry (inorganic and organic sections)	28		30	42				100
Animal biology, zoology and cell biology	42		45	42				129
Feed plant biology and toxic plants	28		22	28				78
Biomedical statistics	28		22	28				78
TOTAL	154		144	168				466
Specific veterinary subjects								
Basic Sciences								
Anatomy, histology and embryology	168		187	84	182			621
Physiology	56		59	84				199
Biochemistry	56		56	70				182
General and molecular genetics	14		19	28				61
Pharmacology, pharmacy and pharmacotherapy	77		41	70				188
Pathology	118		96	80	84			378
Toxicology	56		42	56				154
Parasitology	84		59			98		241
Microbiology	84		76	98				258
Immunology	42		26	56				124
Epidemiology	28		21	42				91
Information literacy and data management	14		8	0				22
Professional ethics and communication	5		5	10				20
Animal health economics and practice management	20		20	20				60
Animal ethology	28		12	14				54
Animal welfare	28		24	28				80
Animal nutrition	70		61	112				243
TOTAL	948		812	852	226	98		2976
Clinical Sciences								
Obstetrics, reproduction and reproductive disorders	126		77			168		371
Diagnostic pathology	56		34	56		56		202
Medicine	112		66	0		112		290
Surgery	112		63			168		343
Anesthesiology	28		15			28		71
Clinical practical training in common animal species	84		72			344		500
Preventive medicine	112		66			112		290
Diagnostic imaging	14		10			42		66
Therapy in common animal species	7		6			14		27
Propaedeutics of common animal species	84		60		84	28		256
TOTAL	735		469	56	84	1072		2416
Animal Production								
Animal Production, including breeding, husbandry and economics	126		89	182				397
Herd health management	14			14		50		78
TOTAL	140		89	196		50		475
Food Safety and Quality, Veterinary Public Health and One Health Concept								

3. Curricula

Veterinary legislation including official controls and regulatory veterinary services, forensic veterinary medicine and certification	33	0	55	34	34		156
Control of food, feed and animal by-products	38		51	58		50	197
Zoonoses	28		20	56			104
Food hygiene and food microbiology	10		20	10			40
Food technology	56		31	84			171
TOTAL	165		177	242	34	50	668
TOTAL HOURS	2142		1091	1514	344	1270	7001

A: lectures; B: seminars; C: supervised self learning; D: laboratory and deskbased work, E: non-clinical animal work; F: clinical animal work; G: others (specify); H: hours to be taken by each student per subject group
**were included all elective disciplines because if oane is selected it became compulsory*

Table 3.1.3.
 Practical rotations under academic staff supervision (excluding EPT)

Types	List of practical rotations	Duration (weeks)	Year of programme	
Intra-mural clinics (VTH) (Veterinary teaching hospital)	(Disciplines/Species)			
	Infectious diseases, preventive medicine and clinical lectures on species 3	2 (42 h/std)	V/first semester	
	Surgical clinic and clinical lectures on species 2	2 (42 h/std)	V/first semester	
	Internal medicine clinic and clinical lectures on species 3	2 (42 h/std)	V/first semester	
	Obstetrics	2 (42 h/std)	V/first semester	
	Parasitology, parasitic diseases and clinical lectures on species 3	2 (42 h/std)	V/first semester	
	Infectious diseases, preventive medicine and clinical lectures on species 4	2 (14 h/std)	V/second semester	
	Surgical clinic and clinical lectures on species 3	2 (42 h/std)	V/second semester	
	Internal medicine clinic and clinical lectures on species 4	2 (14 h/std)	V/second semester	
	Clinic and pathology on species on companion animals	2 (14h/std)	V/second semester	
	Reproduction, reproduction disorders and clinical lectures on species 3	2 (42h/std)	V/second semester	
	Veterinary dermatology	2 (28 h/std)	V/second semester	
	Clinical lectures on species - Surgery	2 (42h/std)	VI/first semester	
	Clinical lectures on species - Internal medicine	3 (56h/std)	VI/first semester	
	Clinical lectures on species - Reproduction	2(42h/std)	VI/first semester	
	Clinical lectures on species - Infectious diseases	2 (28h/std)	VI/first semester	
	Clinical lectures on species - Dermatology	2 (14h/std)	VI/first semester	
	Pharmacy	1 (14h/std)	VI/first semester	
	Therapeutics	1 (14h/std)	VI/first semester	
	Forensic medicine and necropsic diagnosis	4 (14h/std)	VI/first semester	
	Legislation in veterinary medicine	4 (14h/std)	VI/first semester	
	Practice	3 weeks, 6h/day (90 hours/student) Emergency Service of University Veterinary Clinic performed during the second semester, according to schedule		V/ second semester in Emergency Service of University Veterinary Clinic, according to schedule
	Practice in University Veterinary Clinics	2 weeks with 6h/day (60 hours/students in Emergency Service of University Veterinary Clinic performed during the first semester, according to schedule		VI/ first semester in Emergency Service of University Veterinary Clinic
Forensic medicine and necropsic diagnosis	10 weeks with 2		VI/ second semester	



3. Curricula

		h/std	
	Legislation in veterinary medicine	10 weeks with 2 h/std	VI/ second semester
Ambulatory clinics	Clinic and pathology on species on poultry	2(14h/std)	V/second semester
	Clinic and pathology on species on cattle	2(14h/std)	V/second semester
	Clinic and pathology on species on equine	2(14h/std)	V/second semester
	Clinic and pathology on species on small ruminants	2 (14h/std)	V/second semester
	Clinic and pathology on species on swine	2 (14h/std)	V/second semester
Herd Management Health	Livestock module **	2 weeks with 5 h for each clinic: Reproduction, Parasitology, Internal medicine, Surgery, Infectious diseases (50 h/std)	VI /second semester (10 weeks) 2 weeks with 5 h/week, in Reproduction Clinic (10 h) 2 weeks with 5 h/week, in Parasitology Clinic (10 h) 2 weeks with 5 h/week, in Internal medicine Clinic (10 h) 2 weeks with 5 h/week, in Surgery Clinic (10 h) 2 weeks with 5 h/week, in Infectious diseases Clinic (10 h)
FSQ & VPH Food safety and quality Veterinary Public Health	Food hygiene and technology 1	2 (42 ore)	V/first semester
	Food hygiene and technology 2	2 (28 h/std)	V/second semester
	Practical works in slaughtering and food processing facilities	1 (14h/std)	V/second semester
	Inspection and control of foodstuff of animal origin 1	2 (28 h/std)	VI/first semester
	Inspection and control of foodstuff of animal origin 2	4 (30h/std)	VI/ second semester
	Practice in the slaughterhouse	2 weeks with 6h/day (60h/std)	VI/ second semester
Electives	Animal productions and food safety module***	(50 h/std - 3 hours food safety, 1 hour hygiene and 1 hour animal production for 10 weeks) 6 weeks with 5 h/week - Food safety (30 h) 2 weeks with 5 h/week - Veterinary Hygiene (10 h) 2 weeks with 5 h/week Animals production (10 h)	VI /second semester (10 weeks)
	Companion, sport and exotic animals module**	2 weeks with 5 h for each clinic: Reproduction, Parasitology, Internal medicine, Surgery, Infectious diseases (50 h/std)	VI /second semester (10 weeks) 2 weeks with 5 h/week, in Reproduction Clinic (10 h) 2 weeks with 5 h/week, in Parasitology Clinic (10 h) 2 weeks with 5 h/week, in Internal medicine Clinic (10 h) 2 weeks with 5 h/week, in Surgery Clinic (10 h) 2 weeks with 5 h/week, in Infectious diseases Clinic (10 h)
Other (specify)	--	--	--

Table 3.1.4.
Curriculum hours taken as electives for each student

Subjects	Hours of training							
	Theoretical training			Supervised practical training			Other	TOTAL
	Lectures	Seminars	Self directed learning	Laboratory and desk based work	Nonclinical animal work	Clinical work		
	(A)	(B)	(C)	(D)	(E)	(F)		
Basic subjects								
Foreign languages 3	-	28	10	-	-	-	-	38
Foreign languages 4	-	28	10	-	-	-	-	38
Foreign languages 5	-	28	10	-	-	-	-	38
TOTAL		84	30					114
Specific veterinary subjects								
Basic Sciences								
Special pathophysiology – E 3/1	14		10	28				52
Clinical Sciences								
Laboratory diagnosis in internal medicine E6/1	14		10			28		52
Echographic diagnostic in internal medicine E 4/2	14		10			28		52
Applied immunology- E 3/1	14		10	28				52
Dietary nutrition E 3/1	14		10	28				52
Orthopedics in companion animals E 4/2	14		10			28		52
Mycotic diseases E4/2	14		10	28				52
Companion, sport and exotic animals module ** E 6/2						50		50
Reproduction biotechnics E 5/2	14		4			28		46
Pathology of laboratory animals and exotic species E5/2	14		4	28				46
Orthopedics in livestock E5/2	14		4			28		46
TOTAL	126		72	112		190		500
Animal Production								
Animal husbandry of monogastrics E 3/2	14		10	28				52
Sanitation and environment recovery E 3/2	14		10	28				52
Equipments and machinery for animal husbandry E 3/2	14		10	28				52
Livestock module ** E6/2						50		50
TOTAL	42		30	84		50		206
Food Safety and Quality, Veterinary Public Health and One Health Concept								
Animal productions and food safety module***6/2						50		50
Infectious zoonoses 6/1	14		10	28				52
Parasitic zoonoses 6/1	14		10	28				52
TOTAL	28		20	56		50		154

A: lectures; B: seminars; C: supervised self learning; D: laboratory and deskbased work; E: non-clinical animal work; F: clinical animal work; G: others (specify); H: hours to be taken by each student per subject group

Table 3.1.5.
Optional courses proposed to students (not compulsory)

Optional courses	Hours of training								
	Theoretical training			Supervised practical training				Other	TOTAL
	Lectures	Seminars	Self directed learning	Laboratory and desk based work	Nonclinical animal work	Clinical work			
	(A)	(B)	(C)	(D)	(E)	(F)	(G)		
Basic subjects									
Foreign languages 1	-	28	-	-	-	-	-	28	
Foreign languages 2	-	28	-	-	-	-	-	28	
History of Veterinary Medicine	28	-	-	-	-	-	-	28	
Psychology of education	28	28	-	-	-	-	-	56	
Pedagogy 1	28	28	-	-	-	-	-	56	
Biostatistics and computing	28	-	28	-	-	-	-	56	
Sports 3	-	-	-	-	-	-	28	28	
Sports 4	-	-	-	-	-	-	28	28	
Pedagogy II	28	28	-	-	-	-	-	56	
Didactics of specialty	28	28	-	-	-	-	-	56	
Driving	28	-	-	-	-	-	28	56	
Instruction assisted by PC	14	14	-	-	-	-	-	28	
Pedagogical practice in compulsory pre-univ. edu. (1)	-	42	-	-	-	-	-	42	
Management of pupils class	14	14	-	-	-	-	-	28	
Pedagogical practice in compulsory pre-univ. edu. (2)	-	42	-	-	-	-	-	42	
Total	224	280	28				84	616	
Specific veterinary subjects									
Resistance to antimicrobials and prudent use of antimicrobials	10	-	20	10	-	-	-	40	
Animal health management	14	-	-	14	-	-	-	28	
Total	24		20	24				68	
Total	272	280	48	24			84	684	

A: lectures; B: seminars; C: supervised self learning; D: laboratory and desk based work, E: non-clinical animal work; F: clinical animal work; G: others (specify); H: hours to be taken by each student per subjects



4.

Facilities and equipment

4. Facilities and Equipment

4.1. All aspects of the physical facilities must provide an environment conducive to learning, including internet access. The veterinary Establishment must have a clear strategy and programme for maintaining and upgrading its buildings and equipment. Facilities must comply with all relevant legislation including health, safety, and biosecurity, accessibility to people with reduced mobility, and EU animal welfare and care standards.

The Faculty of Veterinary Medicine (FVM) is an integral part of Banat's University of Agricultural Sciences and Veterinary Medicine "King Michael I of Romania" from Timisoara (BUASVM), along with five other faculties:

- Faculty of Agriculture,
- Faculty of Horticulture and Forestry,
- Faculty of Animal Resources Bioengineering, and
- Faculty of Management and Rural Tourism.

BUASVM owns agricultural land in various locations with an area of 24.869.514 m², out of which 173.729 m² are located in the central headquarters of the university, where the vast majority of activities are carried out.

The education and research spaces from the campus total 18.216 m² built area and 26.476 m² developed area.

The students' benefit of recently modernized spaces, amphitheatres, laboratories, practical work rooms, seminars, veterinary clinic.

BUASVM's main campus is placed in the northern part of Timisoara city, in 119 Calea Aradului Street, 4 km from the city-centre (10 min).

The campus is connected to the city centre, the railway station and some neighborhoods of the city by public transport.

The bus station is located right in front of the main entrance of the university campus and offers two distinct lines of transport, buses no. 17 and E1 (express line).

Also, the campus has easy connection to the highway A1 (Bucuresti-Nadlac), to the

train station and to the Timișoara Traian Vuia International Airport (maps are provided in the Annex 4.1.1 - 4.1.2).

All facilities, including teaching-learning facilities, library, administrative apparatus, recreation / sports facilities, student restaurant, cafeteria, student dorm, and minimarket are located on the same campus – (see Annex 4.1.3-4.1.4.)

In the same area is located the teaching Farm (SDT) at a distance of 0.5 km from the main buildings of the FVM.

BUASVM has in its composition the Timișoara Teaching Station SDT (Teaching farm), with didactic purpose and for student practical training with a total area of 2747.53 ha (2415.48 ha arable land, 79.81 ha pasture, 31.9 ha hay, 158, 67 ha orchards, 28.69 ha nurseries and 32.98 ha vineyards).

The livestock farm, with two locations, in Timisoara and Calea Aradului, km 6, has the following species and herds of animals:

- 140 cattle,
- 500 sheep,
- 6 horses and
- 500 hens.

Three years ago, investments were made in the modernization and arrangement of the cattle shelter for educational purposes.

This is a closed-circuit farm model, with all categories of young and breeding cows.

The animals are bred in free-standing and the milking is mechanically provided by a self-cleaning milking facility.

The pig breeding sector is in the process of being set up and will have a capacity of 500 heads.

The arrangement is based on a collaboration agreement with Smitfield Romania.

At the present time, the design stage has been completed and the stage of clearing environmental and urban planning permits is underway.

The Mill is also in development process and it will be equipped to produce feed for freshwater fish too, especially sturgeons (Sterlet and Russian sturgeons), that are being bred in a recirculating aquaculture system

4. Facilities and Equipment

(RAS), in the Aquaculture Research Facility of BUASVM.

In 2014, following the project *Development of Research, Education and Services Infrastructure in the Fields of Veterinary Medicine and Innovative Technologies for The West Region*, there were added to the existing infrastructure:

- 7522 square meters of research space,
- 8 modernized laboratories,
- 25 new laboratories and
- 6 experimental units, as well as
- the adjacent infrastructure.

The Laboratory and Clinics Complex (CLCHC) provides optimal facilities and equipment for teaching, research and services in VTH.

Recently, a complex process of reorganization aimed at curriculum,

infrastructure and staff (teaching and research staff) from FVM has begun, in order to separate VTH in at least two major structural components:

- the Small Animal Clinic and
- the Large Animal Clinic.

Important steps have been taken and most facilities have been separated, but the separation process is still in progress.

In BUASVM campus, access control system was introduced.

Animal owners have access to the CVU through the main entrance of the university.

The blue line indicates the interior access route to VTH – see Annex 4.1.5.

Annually, each discipline draws up the annual investment plan for the following academic year. It is sent to the general administrative department of the university.

Plan site:

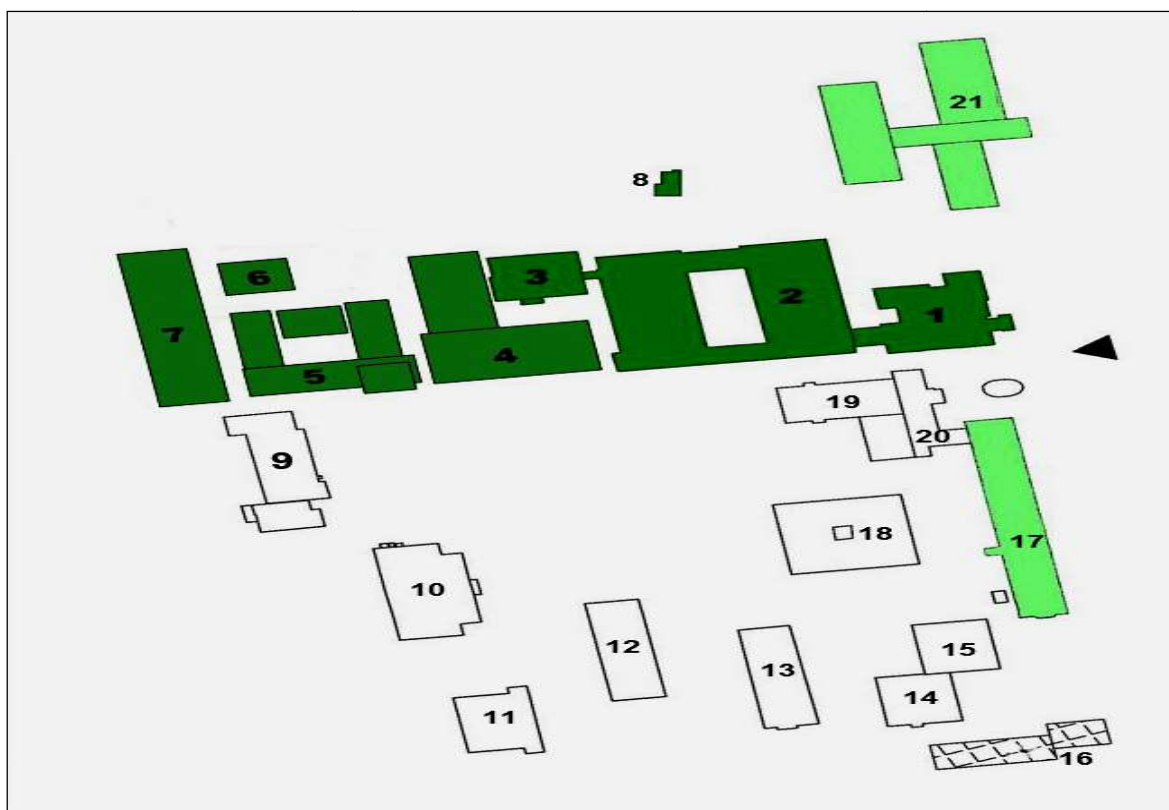


Figure 4.1. Map of BUASVM campus indicating the sites and buildings used in veterinary education (green)

1. Block A, 2. Block B, 3. Hospital, 4. Block CLCHC, 5. Block C, 6. Necropsy room, 7. Experimental units, 8. Locker rooms, 9. Mechanization, 10. Student restaurant, 11. Gym, 12.-15. Student dorm, 16. The new hostel, 17. Faculty of Agriculture, 18. Library, 19. Rector's office, 20. Aula Magna, 19. Rector's office, 20. Aula Magna

4. Facilities and Equipment

Table 4.1.1.
Distribution of veterinary disciplines in the university facilities

Building	Floor	Main disciplines
Block A	first floor	Dean's office, Council Office, Secretaries' Office
	second floor	Breeding technology and animal production
	third floor	Animal nutrition
	fourth floor	Cell biology, histology and embryology, Toxicology, Pharmacology
Block B	ground floor	Anatomy, Physiology, Pathophysiology, Genetics, Semiology, Imaging diagnosis, Large Animal Clinic: Surgery Clinic, Internal Medicine Clinic, Reproduction Clinic, The Radiology and Imaging, Teacher's offices,
Block C	ground floor	Large Animal Clinic: Infectious Diseases Clinic, Parasitology Clinic, Food hygiene and veterinary public health, Morphopathology, Forensic
	first floor	Microbiology, Immunology and immunopathology, Hygiene, Animal welfare and environmental protection, Veterinary economy and marketing
		Izolation units
CLCHC Block	ground floor	Reception, Central Patient record system VTH , Examination and treatment rooms, Hospital, Small Animal Clinics: Surgery Clinic, Internal Medicine Clinic, Reproduction Clinic, Infectious Diseases Clinic, Parasitology Clinic, Pharmacia, Emergency-unit, Dialysis unit, Group work room(P032, 045)
	first floor	Group work room(E1 119,127,148,150,165,186) Pathophysiology, Looker room (for student in Emergency and Hospital practice) Clinical Laboratory and Research Laboratories
	second floor	Research laboratories: Antioxidant system research laboratory, Cytogenetics and molecular genetics, Immunology / Microbiology
Separate Buildings	ground floor	Experimental Units
	ground floor	Biobase
	ground floor	Necropsy
	ground floor	Hospital
	ground floor	Student looker room
Faculty of Management	first floor	Chemistry and biochemistry Platform of training and interdisciplinary research
Faculty of Agriculture	fourth floor	Biophysics
	fifth floor	Biomathematics and computing third floor

4.2 Lecture theatres, teaching laboratories, tutorial rooms, clinical facilities and other teaching spaces must be adequate in number, size and equipped for the instructional purposes and must be well maintained. The facilities must be adapted for the number of students enrolled. Students must have ready access to adequate and sufficient study, self-learning, recreation, locker, sanitary and food service

facilities. Offices, teaching preparation and research laboratories must be sufficient for the needs of the academic and support staff

All amphitheater have, an internet connection media devices (PC, screen), overhead projector, amplification system, motorized screen air conditioning, intelligent-board, chalkboard, wheelchair accessibility.

4.2.1.

Description of the premises for lecturing

Nr crt.	Name /	Cod/ Building	Surface	Place
1	Amphitheater Nicolae Gluhovschi	A1/ A	158	156
2	Amphitheater Valeriu Pinte	A3/C	153	154
3	Amphitheater	A4/C	83	83
Total			394	393

4.2.2.

Description of the premises for group work

Nr crt.	Name	Cod/ Building	Surface (m ²)	Places
1	Iustin Cosoroabă	P032/CLCHC	27	17
2	Pop Pavel	P044-045/CLCHC	55.6	31
3	Marian Coman	E1- 119/ CLCHC	24	13
4	Alexandru Stuparu	E1- 127/ CLCHC	48,6	17
5	Mihai Decun	E1- 148/ CLCHC	37	17
6	Radu-Moga Manzat	E1- 150/ CLCHC	26,4	17
7	Alexandra Trif	E1- 165/ CLCHC	38	21
8	Christoforos Posporis	E1- 186/ CLCHC	34,7	17
Total			291,3	150

4.2.3.

Description of the premises for the practical works (laboratoires,clinic):

Lab	1	2	3	4	5	6	7	8	9	10	11	12	13	14	15	16	17	18
Seats	15	15	13	13	15	15	15	13	15	10	15	26	10	10	10	12	10	14
Lab	19	20	21	22	23	24	25	26	27	28	29	30	31	32	33	34	35	36
Seats	6	13	7	8	12	12	12	12	12	15	10	10	25	14	15	15	12	13
Total number of places in the laboratories: 444																		

Currently, both in preclinical and clinical education areas, we have identified the lack of specific simulators in FVT. The discipline of physiology, probably a consequence of restrictions on the use of animals in the laboratory use LUPRAFISIM - physiology simulators. This software consists of 8 chapters (nervous system, muscles, the heart, the endocrine system, respiratory system, blood vessels, digestive system, and urinary system) which contain 31 physiology simulators.

PhysioEx™ 9.0: Laboratory Simulations in Physiology with 9.1 Update is an easy-to-use laboratory simulation software and lab manual that consists of 12 exercises containing 63 physiology lab activities that can be used to supplement or substitute wet labs. PhysioEx allows you to repeat labs as often as you like, perform experiments without harming live animals, and conduct experiments that are difficult to perform in a wet lab environment because of time, cost, or safety concerns. PhysioEx 9.1 features input data variability that allows you to change variables and test out various hypotheses for the experiments. 9.1 retains the popular new improvements introduced in 9.0 including onscreen step-by-step instructions and “Stop & Think” and “Predict” questions

that help you think about the connection between the experiments and the physiological concepts they demonstrate. Five reading rooms in library are proper to use for study and self-learning.

The number of seats per room are: reading room 1 and 2 - 98 seats, reading room (audio-visual room) 3 – 53 seats, reference room - 4 seats, periodicals room - 9 seats. Additionally to this 262 places, during period of session, the Amphitheatra are open for self-learning (+380 places).

Twenty-one new laboratories, covering clinical activity and research, were created and equipped with state-of-the-art equipment.

This project facilitates a modern approach to veterinary medicine, focusing on small and large animals as well, new facilities for surgery, internal medicine and all other clinical fields. For example, a computer tomograph, 3D ultrasound machines, and equipment for horse cinematic analysis will be used.

4.3. The livestock facilities, animal housing, core clinical teaching facilities and equipment used by the Establishment for teaching purposes must:

4. Facilities and Equipment

- be sufficient in capacity and adapted for the number of students enrolled in order to allow safe hands-on training for all students
- be of a high standard, well maintained and fit for the purpose
- promote best husbandry, welfare and management practices
- ensure relevant biosecurity and bio-containment
- be designed to enhance learning.

4.3.2. The teaching farm (SDT)

Is located at a distance of 0.5 km from the main buildings of the FVM. The livestock farm, have the following species and herds of animals: 140 cattle, 500 sheep, 6 horses and 500 hens and with a perspective for 500 pigs – see detail in 4.1.

4.3.1. - 4.3.2.

Premises for housing research animals and/ healthy animals

Experimental Units	Species	No of places
	Cattle	32
	Horses	8
	Swine	200 (minipigs) 137 (100-150 kg) 188 (max 100 kg)
Biobase (according to body weight)	Rabbits	9-72
	Rodents	450-720 mice 120-420 rats 240 lab rats

4.3.3.

Premises for housing hospitalised animals

Regular hospitalisation	Species	No of places
	Cattle	6
	Horses	6
	Small ruminants	6
	Dogs	18
	Cats	20
Isolation facilities	Large animals	2
	Small animals (dog and cats)	6-8

4.4. Core clinical teaching facilities must be provided in a veterinary teaching hospital (VTH) with 24/7 emergency services at least for companion animals and equines. Within the VTH, the Establishment must unequivocally demonstrate that standard of education and clinical research are

compliant with all ESEVT Standards, e.g. research-based and evidence-based clinical training supervised by academic staff trained to teach and to assess, availability for staff and students of facilities and patients for performing clinical research and relevant QA procedures. For ruminants, on-call service must be available if emergency services do not exist for those species in a VTH. The Establishment must ensure state-of-the-art standards of teaching clinics which remain comparable with or exceeding the best available in the private sector. The VTH and any hospitals, practices and facilities (including EPT) which are involved with the curriculum must meet the relevant national Practice Standards.

The University Veterinary Clinics (CVU) / VTH are organized as a distinct functional structure within the FVM, where are carried out, integrated, didactic activities, clinical research and veterinary services.

The didactic activities, including the student specialized practice, medical-veterinary assistance, specialized consultancy and clinical research, are integrated, in accordance with The intern organization and functioning regulation of CVU (VTH) (R045).

The medical-veterinary assistance service operates throughout the academic year – is open 24 hours / 365 days.

The structural components of the VTH are: Reception, Patient registration in the Patient record system, Preliminary examination, Emergency service, Small Animal Clinic Hospital, Necropsy and Forensic service, Biobase, Animal Ethology and Welfare Service, Transport service and mobile clinic.

Small Animal Clinic is relatively recently moved to the CLCHC building and most of its structures are located there. The spaces are new and suitable for the clinical activities and at all the clinics new equipment was purchased. The most representative new acquisitions are the surgery clinic.



4. Facilities and Equipment

The small animal surgery clinic is equipped with 3 operating rooms and a demonstration room with 15 work tables (each with O₂ system, compressed air and water). The operating rooms and the demonstration room have live camera systems mounted on 4 modern units of LED lamps with image transmission in the multimedia room for students (equipped with monitors, computers, video recording including PACS system, video projector and a large screen TV).

The surgical block of the small animal clinic has an examination room, a room for animal preparation, an anesthesia-awakening room, post-operative monitoring with specific equipment (four anesthesia devices, five monitors, etc.), a sterilization room, a surgeon preparation room (4 stations), two rooms for instrument and textiles preparation, changing room and bathroom (including shower).

The operating rooms are destined for: Dental surgery (dental unit and specific equipment) and ophthalmological surgery, including a Zeiss surgical microscope; Soft tissue surgery room for investigations and endoscopic procedures; Orthopedic surgery room including arthroscopy.

The services offered are soft and hard tissue surgery, endoscopy, orthopedics, interventions on digestive tract, respiratory system and genito-urinary system, dentistry and ophthalmology. A key point in veterinary diagnosis is the **imaging diagnostic unit**.

The **Radiology and Imaging Service** of VTH is structured in two spaces for examination /display, an image processing /development room, a control room and a changing room. It is systematized in a Radiographic Investigation Laboratory equipped with a fixed Siemens Multix Swing station, used for investigations in small and large animals and a Laboratory of computer tomography investigations equipped with a Siemens Somatom definition AS 64 slice device, serving small and large animals (up to a weight of 220 Kg).

The investigations that are carried out are: simple radiographic examinations for dental, orthopedic, chest examinations (simple, esophagography); simple examinations and

contrast studies for diseases of the organs lying in the abdominal cavity (barium passage, peritoneography, contrast examinations of the urinary tract: cystography, excretory urography) and simple CT and postcontrast investigations.

A high-performance ultrasound, equipped with specialized software and devices, is used on the areas of investigation of several clinics: the internal medicine clinic (gastroenterology, cardiology, urology), the reproduction clinic (gynecology, obstetrics 2D, 3D and 4D pregnancy diagnosis), ultrasound-guided biopsy, oncology (elastosonography).

New premises are created both in research and in the transfer of new technologies in the practice of animal breeding through the new equipment in the field of breeding biotechnologies: self-equipped laboratory for embryo transfer, in vitro fertilization equipment, ICSI, cells and gonadal tissues cryopreservation laboratory.

The Large Animal Clinic remained in the old, traditional buildings of VTH: Block B (Surgery Clinic, Internal Medicine Clinic, Reproduction Clinic, Radiology and Imaging unit) and in Block C (Infectious Diseases Clinic, Parasitology Clinic, Morphopathology, Forensic and Isolation unit –with separate, external access). Some of the clinics have been partially structured and equipped with modern apparatus e.g. part of the surgery clinic.

The large animal surgery clinic (farm animals and equines) has examination spaces (with specific equipment, including labor), an animal preparation room, a surgeon preparation room, an anesthesia-awakening room, a sterilization room, two surgery rooms (septic and aseptic) equipped with 4 operation tables (with hydraulic and electric drive).

The services offered are minor soft and hard tissue surgery, endoscopy, orthopedics, digestive tract interventions, dentistry and ophthalmology. For orthopedic examinations it has an examination room equipped with a treadmill for kinematic analysis and recording equipment, as well as a mobile radiological C-Arm type investigation device used in common with the small animal clinic. The

4. Facilities and Equipment

equipment is also used for video-endoscopic examination of the larynx in horses.

For students there is a balcony that allows direct visualization in the two operating rooms and in addition a live camera system in the aseptic operating room

The premises used for the practical teaching of FSQ & VPH (slaughterhouses, foodstuff processing units)

The Faculty has the facility for teaching the students to carry out ante-mortem

inspection, post-mortem inspection, to assess food hygiene, to understand the principle of risk monitoring process. The practical activities in those slaughterhouses is based on an agreement between the units and the Faculty. In the specific field of hygiene, technology and control of foodstuffs of animal origin the training is organized so as to provide each student with adequate knowledge of hygiene, technology and control in all stages of foodstuffs production.

The practical activities are organized in two separate modules:

Animal products examination and inspection in production units, using methods corresponding to the principle „from stable to table”;

Practical applications for evaluation of the physical and chemical, microbiological and toxicological characteristics of food products. All practical activities are carried out either in specialized units or in the Faculty's food control laboratory. The slaughterhouses and related premises for training in FSQ where the students have access are presented in **Annex 5.1.8.1.**

The Ambulatory clinic has two components: one scheduled and one on - call. In case of emergency, it is available non-stop.

The veterinarian or the students from the emergency and hospital service will call the appropriate specialist for the each situation. Each specialized clinic has the specific materials and equipment for different species and types of interventions and accessories for their transport and use in extramural conditions.

For scheduled Ambulatory clinical activities, the TM74USA minibus (14 places) is used and these activities are always organized during the clinical rotations, so that the group of students can participate in these activities. Different interventions are practiced in this type of activity: hoof trimming, regular dental care in horses, artificial insemination, diagnosis of pregnancy in cows, caesarean, diagnosis of subclinical mastitis, apply and interpretation Tuberculin skin test etc.

In case of emergency call, the nine-seat minibus (TM 75 USA) is used. The keys and documents of the car are always at the FVM's emergency service. This car can be driven by teaching staff (does not require a special driver license).

The driver of the FVM is responsible for ensuring the technical conditions so that the car can be prepared at any time for departure. The teacher is accompanied to these interventions by the students from the clinical rotation (if the request is during the teaching program), by one or two students from the emergency service and by the volunteer students, who present their interest and intention to participate in such interventions.

The statement that the Establishment meets the national Practice Standards in the field of education, generally and of veterinary medical education particularly, in the field of research, especially when animals are involved, in the field of veterinary profession, the decisions of the Veterinary College and the internal regulations of BUASVM Timisoara is in the regulation of operation and organization of the University Veterinary Clinics R045

4.5 The Establishment must ensure that students have access to a broad range of diagnostic and therapeutic facilities, including but not limited to: diagnostic imaging, anaesthesia, clinical pathology, intensive/critical care, surgeries and treatment facilities, ambulatory services, pharmacy and necropsy facilities.

Students are actively involved in all types of activities in which they are engaged in official programming: practical work, intra-



4. Facilities and Equipment

mural and extra-mural clinic, Ambulatory clinic, specialty practice in VTH and teaching farm (SDT) in other private veterinary clinics in slaughterhouses and in Foodstuff processing units. Also, the students participate in the research activities within of the different disciplines, either for their own research for the final exam (diploma), either participating as a volunteer or as a member of a research team in research projects. In these contexts, students have access to relevant facilities, learn new techniques and methods in research, have responsibilities and become familiar with teamwork.

For example, Students teams involved in CMT, SCC counting and microbiological sampling for BIO-AMR (PCCD 7/2018) project starting with 2018 with Animal Production Auto laboratory, 12 student team involved in take care Gottingen minipig during a Neuromodulation SCI Project etc.

4.6 Appropriate isolation facilities must be provided to meet the need for the isolation and containment of animals with communicable diseases. Such isolation facilities must be properly constructed, ventilated, maintained and operated to provide for animal care and for prevention of spread of infectious agents. They must be adapted to all animal species commonly handled in the VTH.

Isolation and infectious diseases facilities are located near the clinic of infectious diseases and offers space for small and large animals separately.

4.7. The Establishment must have an ambulatory clinic for production animals or equivalent facilities so that students can practise field veterinary medicine and Herd Health Management under academic supervision.

The Ambulatory clinic has two components: one scheduled and one on - call. In case of emergency, it is available non-stop. The veterinarian or the students from the

emergency and hospital service will call the appropriate specialist for the each situation.

Each specialized clinic has the specific materials and equipment for different species and types of interventions and accessories for their transport and use in extramural conditions.

For scheduled Ambulatory clinical activities, the TM74USA minibus (14 places) is used and these activities are always organized during the clinical rotations, so that the group of students can participate in these activities. Different interventions are practiced in this type of activity: hoof trimming, regular dental care in horses, artificial insemination, diagnosis of pregnancy in cows, caesarean, diagnosis of subclinical mastitis, aplay and interpretation Tuberculin skin test etc. In case of emergency call, the nine-seat minibus (TM 75 USA) is used. The keys and documents of the car are always at the FVM's emergency service. This car can be driven by teaching staff (does not require a special driver license).

The driver of the FVM is responsible for ensuring the technical conditions so that the car can be prepared at any time for departure. The teacher is accompanied to these interventions by the students from the clinical rotation (if the request is during the teaching program), by one or two students from the emergency service and by the volunteer students, who present their interest and intention to participate in such interventions.

4.8. The transport of students, live animals, cadavers, materials from animal origin and other teaching materials must be done in agreement with national and EU standards, to ensure the safety of students and staff and to prevent the spread of infectious agents.

For Ambulatory clinic and Herd health management activities, the two minibuses of FVM are used (TM74 USA - Mercedes minibus-14 places and TM 75 USA Renault traffic - places) are used.

The farm visits are scheduled at the beginning of each semester, based on the requests sent by the teaching staff for the management of VTH. For the required extra-

4. Facilities and Equipment

scheduling visits, solutions are found. FVM can request other vehicles owned by BUASVM (another two minibuses with 13 and 23 seats and two buses with 50 and 54 seats). For the transport of live animals requesting services in VTH, two trailers are used: one for horses and one for farm animals.

During the semester, weekly, organs and animal cadavers are transported to FVE for practical teaching activities. For these transports, there is a car used exclusively for this purpose, which has special authorization for this activity.

4.9 Operational policies and procedures (including e.g. biosecurity, good laboratory practice and good clinical practice) must be taught and posted for students, staff and visitors and a Biosafety manual must be available. The Establishment must demonstrate a clear commitment for the delivery of biosafety and biosecurity, e.g. by a specific committee structure. The Establishment must have a system of QA to monitor and assure clinical, laboratory and farm services, including a regular monitoring of the feedback from students, staff and clients.

The assurance of occupational health and safety (OHS) procedures within the BUASVM and the Faculty of Veterinary Medicine of Timisoara is made according to the requirements of the national legislation in the field: Law no. 319/2006 for occupational safety and health, Government Decision HG. 1425/2006 2006 for the approval of the methodological Norms for the application of the provisions of the Law on health and safety and Law no. 307/2006 regarding the defence against fires. In BUASVM there is a distinct structure, whose main objective is to prevent accidents at work and occupational diseases, take measures to prevent and extinguish fires, manage emergencies - the Department of Safety and Health at Work (SHW), Prevent and extinguish fires (PEF) and Emergency Situations (ES).

The SHW, PEF and ES are organized as follows:

- SHW, PEF and ES department coordinator;
- Responsible in the field of Occupational Safety and Health – SHW;
- Responsible in the field of fire prevention and extinguishing – PE;
- Responsible in the field of Emergency Situations / Civil Protection – ES;
- Responsible for the SHW, PEF and ES at the level of the organizational entities (structures) of the BUASVM, including at the level of the Faculty of Veterinary Medicine Timisoara (FVMT).

The members of the SHW, PEF and ES department have participated in courses of initiation and improvement of the professional knowledge and competences in these areas, for which they obtained graduation certificates.

The activity of this department is based on the Regulation for the organization and functioning of the SHW, PEF and ES department (R098- BUASVM).

At the beginning of each semester, the head of the FMVT's SHW, PEF and ES distributes the specific materials and documents that contain particular rules of veterinary medicine, for the periodic training of the staff and students.

Each discipline holder presents, at the first hour of didactic activities, both these general rules and the specific rules of health and safety of the work of each discipline. All training activities from the beginning of the semester are recorded in the Statement of Collective Training regarding safety and health at work (**Annex 4.9.1**) and Statement of Collective Training documents on the prevention and extinguishing of fires and emergency situations (**Annex 4.9.2**) and each trained student signs the documents.

There have been created minimum sets of rules for the safety of work specific to each laboratory of the faculty. Informing students about the biological, chemical and physical risks is mandatory at the beginning of the activity, for each practical work. The teacher is the one who trains the students.

In each Department and other organizational structures of the FVMT, a person is responsible for the periodic training



4. Facilities and Equipment

of the employees and the keeping of the training / monitoring activities.

The assessment of the chemical and biological risk for the laboratories and clinics of the Faculty of Veterinary Medicine of Timisoara is carried out every two years, under the coordination of the Human Resources Directorate, the Department of Safety and Health at Work, the BUASVM Syndicate and the Territorial Labor Inspectorate of the Timis County.

The reports are submitted to the BUASVM Board of Directors and Senate.

The assessment of the health status of FVMT staff is carried out annually by a specialist in occupational medicine, based on the criteria corresponding to each area of activity.

The specialist in Occupational Medicine performs his activity, daily, on the BUASVM campus.

Personnel at risk of radiation exposure (from the imaging services area Rx, CT), are supervised dosimetrically, according to the individual dosimetry norms of the National Commission for the Control of Nuclear Activity (NCCNA) and carry out annually the set of medical analyzes required by the national legislation in this field.

In the University Veterinary Clinics (CVU)/ VTH, the management of the diseased animals generates the risk of the spread of the infectious agents, which can have a significant impact on the activities, staff and students.

The responsibility of the VTH staff and of the students working within the VTH is to lower, at a minimum, the risk of exposing patients and persons to infectious agents. It is the obligation of the personnel employed and of the FVMT students to carry out diactical activities, practice or volunteering in the VTH, to respect the Norms of control of infectious diseases and nosocomial infections in the university veterinary clinics, presented in the Regulations on organization and functioning of the UVC (R0B_AMV) and to comply with the regulations set out in the Biosafety Manual of the University Veterinary Clinics.

The following aspects are detailed in *the Norms for the control of infectious diseases and nosocomial infections in UVC*:

- The importance of controlling infectious diseases and nosocomial infections;
- The organization of the activities of infection prevention in the areas of the university veterinary clinics;
- The mobility of the medical-veterinary personnel and of the students in the VTH;
- The mobility of owners or companions of animals and other persons in the areas of VTH;
- Rules for cleaning and disinfection in the specific areas within the VTH; six UVCs waste circuit (collection of non-hazardous waste, collection of hazardous waste and transport of waste);
- Rules of personal protection;
- Guide on cleaning and disinfection in VTH areas.

Comments on Standard 4

Continuing the process of organizing the Small Animal Clinic and Large Animal Clinic is necessary. In addition, it is necessary to consolidate the clinics by species, in order to meet the current demands of the animal owners.

Developing of new specialized clinics, such as the exotic and wild animals clinic it should be analysed.

The equipment used for teaching purposes in the clinics and the laboratories is generally adequate for the modern training. Some still need updating.

Suggestions for improvement on Standard 4

The acquisition of educational simulators for the preclinical and clinical training. Purchase of a new vehicle for the transport of students in ambulatory clinics and extramural activities.



5.

Animal resources and teaching material of animal origin

5.1 The number and variety of healthy and diseased animals, cadavers, and material of animal origin must be adequate for providing the practical and safe hands-on training (in the areas of Basic Sciences, Clinical Sciences, Pathology, Animal Production, Food Safety and Quality) and adapted to the number of students enrolled.

Faculty of Veterinary Medicine from Timisoara consider that a wider range of didactic materials should be used for the training as a veterinarian and for the acquisition of Day One Competences: educational artificial pieces, histology slides obtained from animal origin samples (tissues, organs), plasticized specimens, educational simulator, animals products (blood, milk, urine), organs, parts of animal body, cadavers, live healthy animals and live animals with different pathology.

The use of these materials is integrated to ensure the acquisition of both the fundamental knowledge and the practical skills.

The assurance policy of the animals and teaching material of animal origin is based on use both internal resources (teaching farm, research facilities, laboratory animal unit, Veterinary Teaching Hospital - CVU) and also different external sources with which institutional collaboration agreements were established regarding the carrying out of didactic activities/ambulatory clinic/practice.

A permanent activity is representing by identification of new stakeholders.

Responsibility for establishing of type, quantity and distribution mode during the semester of the materials is of the course/practical work/clinical leaders.

They identify the necessities in accordance with general and specific objectives and with the calendar planning of the didactic activities of the discipline and deals directly with the acquisition of the necessary materials, using existing functional intra- and inter-institutional relationship, depending on their activity areas.

They also identify new collaboration opportunities and bring them to the knowledge of the department and faculty management to

establish new collaboration relations in the educational and research process.

The Commission for the initiation, approval, monitoring and periodic evaluation of FVM study programs, periodically evaluates the curriculum and proposes the changes that are required to establish an optimal balance between clinical disciplines, species clinics, practice in Veterinary Teaching Hospital (CVU), slaughterhouse practices and related premises for FSQ training, practice in farms or other private veterinary clinics.

Is promoted the respecting policy of ethical and legal requests regarding welfare of the animals which are used in didactic and scientific activities.

These aspects are regulated at institutional level by: The regulation of the Bioethics commission - R084 (<https://www.usab-tm.ro/utilizatori/calitate/file/regulamente/R084.pdf>) and the code of ethics in scientific research in BUASVMT - R083 (<https://www.usab-tm.ro/utilizatori/calitate/file/regulamente/R083.pdf>).

Any experimental protocol must be submitted and approved by the university bioethics commission, with experiments only carried out only by recognised experimentalists and technicians holding a FELASA diploma (animal worker (category A FELASA), technician (category B FELASA), experienced master (category C FELASA). Animals for teaching purposes (dogs, horses, and cattle herds from the teaching farm) are also regularly monitored, both for teaching activities for which they are used and for their living conditions. When medical investigations in animals with owners are requested, is necessary to receive the animal owners or their legal representatives' consent to accept the medical procedures which will be applied to animals.

Anatomy

Practical teaching of anatomy, throughout 1st and 2nd years of study, involves the use of different materials: bones, joints, fresh organs (e.g. viscera, brain, eyes, mammary glands,

5. Animal resources and teaching material of animal origin

hoof etc), cadavres and live animals kepts at UVC and SDE farm.

Large collections of bones and some complete skeletons from domestic mammals and from birds are available.

Thus, each student has the possibility to work in small groups or independently during the practical lessons.

Also, the students have access to the laboratory for self-learning activities each day after the teaching program. The material is prepared by teaching staff, technician and students.

The plastinated specimens were made in the laboratory of Anatomy which contains a plastination Biodur S10 line and is in used since 2012.

Fresh organs (e.g. viscera, brain, eyes, mammary glands, hoof, etc) are obtained from slaughterhouses or from other animals that are necropsied or euthanatized in the clinics.

The cadavers dissected by students are mainly fresh.

The preserved specimens are either cooled, frozen or kept in a storage solution. The storage solution used in Anatomy is according with a receipt received from the Anatomy dept. of the University of Missouri, Columbia (USA) and contains 9% formaldehyde, 2.2% propylene glycol, 4.5% phenol and water.

Most of the cadavers used for dissections are donated by the owners or bought by the university when needed.

Multimedia materials and books are complementary used for training of the

students. So, they have the opportunity to learn anatomy using CDs and DVD with dog anatomy, anatomy and disease of joints, topographical anatomy and dissection guide in dog and atlas of swine MRI anatomy.

Bone collection and preservation pieces are summarized in **Appendix 5.1.1.**

Wastes from the practical anatomical training (cadavers, organs, etc.) are periodically taken over, transported and incinerated according to the legislation, by a specialized and authorized service provider in this field, on a contractual based.

Pathology (Necropsy)

The sources for obtaining a case study at the necropsy are the following:

- The farms of the company Smithfield Romania, with which the FVM has a collaboration agreement for pig cadavers.
- Bird farms from Timis county provide poultry corpses;
- Horses and ruminants cadavers' sources are represented by breeders from Timis County.
- For the other species the source is mainly represented by breeders from Timisoara and Timis County.

After performing the necropsy, waste are frozen and stored in a freezer, then are taken for incineration by by a specialized and authorized service provider in this field, on a contractual based.

Table 5.1.1.

Cadavers and material of animal origin used in practical anatomical training

Species	2018-2019	2017-2018	2016-2017	Mean
Cattle	4	3	3	3.33
Small ruminants	9	7	9	8.3
Pigs	15	15	8	12.6
Companion animals	13	9	2	3.66
Equine	3	1	1	2.3
Poultry & rabbits	34	28	44	35.3
Aquatic animals	1 iguana	1 bearded agama	1 pyton	1
Exotic pets				
Others	1 bison 3 jackals	3 vipers	1zebra 1 monkey 1 jackal	3.3

5. Animal resources and teaching material of animal origin



SER2020

Table 5.1.2.

Healthy live animals used for pre-clinical training (animal handling, physiology, animal production, propaedeutics)

Species	2018-2019	2017-2018	2016-2017	Mean
Cattle	710	469	285	488
Small ruminants	33	33	48	38
Pigs and minipigs	0	35	75	36
Companion animals	670	603	532	601
Equine	201	208	205	204
Poultry & rabbits	26	35	10	23
Exotic pets	0	0	0	0
Others (Fish)	30	30	30	30

Table 5.1.3.

Number of patients seen intra-murally (in the VTH)

Species	2018-2019	2017-2018	2016-2017	Mean
Cattle	313	201	258	257
Small ruminants	305	154	132	197
Pigs	19	17	13	16
Companion animals	4989	4477	4299	4588
Equine	154	203	155	170
Poultry & rabbits	143	123	115	127
Exotic pets	37	34	39	36
Others (Hamsters, Guinea pigs, Snakes, Turtles)	2	10	15	9

Table 5.1.4.

Number of patients seen extra-murally (in the ambulatory clinics)

Species	2018-2019	2017-2018	2016-2017	Mean
Cattle	243	285	191	239
Small ruminants	3077	1365	729	1723
Pigs	64	69	108	80
Companion animals	0	0	0	0
Equine	267	254	248	256
Poultry & rabbits	6	5	4	5
Exotic pets	3	2	1	2
Others (Lizzards, Turtles)	0	0	9	3

Table 5.1.5.

Percentage (%) of first opinion patients used for clinical training (both in VTH and ambulatory clinics, i.e. tables 5.1.3 & 5.1.4)

Species	2018-2019	2017-2018	2016-2017	Mean
Cattle	53,4	80,88	74,4	69,56
Small ruminants	75	50	100	75
Pigs	75	73	75	74,33
Companion animals	95,85	96,64	97,58	96,69
Equine	17,9	19,3	47,05	28,08
Poultry & rabbits	100	100	100	100
Exotic pets	100	100	100	100
Others (specify)	100	100	100	100

Table 5.1.6.

Cadavers used in necropsy

Species	2018-2019	2017-2018	2016-2017	Mean
Cattle	8	13	6	9
Small ruminants	5	4	16	8,33
Pigs	207	181	300	229
Companion animals	164	161	158	161
Equine	3	2	2	2,33
Poultry & rabbits	269	173	353	265
Aquatic animals	0	0	0	0
Exotic pets	0	2	10	4

Table 5.1.7.
Number of visits in herds/flocks/units for training in Animal Production and Herd Health Management

Species	2018-2019	2017-2018	2016-2017	Mean
Cattle	50	47	43	46
Small ruminants	16	14	11	13
Pigs	0	0	3	1
Poultry	8	10	11	9
Rabbits	0	0	0	0
Aquatic animals	7	7	7	7
Others (specify) Equine	3	5	4	4

Table 5.1.8.
Number of visits in slaughterhouses and related premises for training in FSQ

Species	2018-201	2017-2018	2016-2017	Mean
Ruminant slaughterhouses	5	5	5	5
Pig slaughterhouses	10	10	10	10
Poultry slaughterhouses	0	0	0	0
Related premises **	15	15	15	15
Others: Sanitary Veterinary Directorate - Foodstuff residues control	5	5	5	5

The slaughterhouses and related premises for training in FSQ where the students have access are presented in [Appendix 5.1.8.1](#).

5.2 In addition to the training provided in the Establishment, experience can include practical training at external sites, provided this training is organised under direct academic supervision and following the same standards as those applied in the Establishment.

Statiunea didactică experimentală SDE is the teaching and research farm used in Veterinary Medicine programme. Located at a distance of about 500 m from the FVM campus, it allows the daily involvement of students, in different areas of learning, such as: animal husbandry, feeding, milking, gynaecological examination, pregnancy diagnosis by transrectal palpation and by ultrasonography, clinical propaedeutics, preventive medicine actions and various treatments, especially in cattle.

In the **Ambulatory Clinic**, students have access to different animal herds and benefit from learning different diagnostic and treatment procedures for different species under the supervision of a teacher.

Collaborative relationships with various animal breeding units (cattle, equine, small ruminat, poultry) - see [Appendix 5.2.1](#). is an important part of student training and

compensates for the small number of patients seen intramurally in some species(e.g. equine).

Complementary to the clinical activities, it is used educational software with license to use, like: software for simulating animal productions (chicken meat, bull, goats and pigs meat, milk (goats and pigs), software for managing the reproduction activity of cows, software simulation of egg production.

5.3. The VTH must provide nursing care skills and instruction in nursing procedures. Under all situations students must be active participants in the clinical workup of patients, including problem-oriented diagnostic approach together with diagnostic decision-making.

The University veterinary clinics CVU/VTH within the FVM Timișoara are part of the national network of the units in which medical-veterinary assistance activities are carried out and constitute the main headquarters for the educational activities of the clinical education, for carrying out the professional practice of the FVM students and conducting clinical research in the veterinary field.

During the stages of preparatory clinical activity, the nursing maneuvers are exemplified by each teacher having norm of practical works, and the students repeat and acquire a correct

execution under the guidance and supervision of the teacher (eg: injections, catheterizations, intubations, probings, bandages, sutures, orhydectomy, ovariectomy, orthopedic, ophthalmologic diagnostic tests, etc.) by working both directly on live animals and on cadavers.

In the clinical rotation and hospital work stages, the nursing maneuvers are carried out by the student under strict supervision of the teaching staff or of the veterinary doctors practice instructors, respecting the responsibilities provided by the national legislation in the field (Law 160/1998 - updated, for the organization and pursuit of the profession of veterinary surgeon, Statute of the veterinary surgeon / 2016, Decisions and regulations of the College of Veterinary Surgeons of Romania - <https://cmvro.ro>).

During the clinical rotation, students take an active role in all steps of medical procedures, in the presence of clinical teachers, who distribute their activities and supervise them.

The students of the years IV, V and VI FVM carry out specialized practice, according to the curriculum, within the Reception,

Emergency and Hospital services of VTH

For these activities, the student's mission, themes, objectives and tasks are specified in the discipline paper.

The practice corresponds to the year of study, and follows the discipline paper prepared by discipline leader.

The activity in this service is carried out continuously, 24 hours / day, throughout the year. FVM students are present in the non-stop ward service (according to the schedule made by the VTH director), are actively involved in all the activities together with the doctor in the ward service and / or the doctors in the specialized clinics and ensure the permanent monitoring for the patients admitted to the hospital.

The organization of the student activities and their attributions during the internship within the services Reception-Trial, Emergency and Hospital, are included in the Regulation for the organization and operation

of the University Veterinary Clinics of the FVM - R045. The size of a group of students in the fifth and sixth year of study is generally 11-12 students. During the clinical rotation, they are distributed in smaller teams of 3-5 students. They are supervised by clinical teachers.

During the herd health visits, the whole group of 11-12 students participates together with the teaching staff. The students travel with the faculty minibus.

During practice in the CVU, the distribution of students during daytime is 4-5 students between 07:45 and 20:00 and 2-3 students during nighttime between 19:45 and 08:00 the following day. Students ensure the permanent watch in the Reception area,

Emergency and Hospital on working days, legal holidays and on weekends.

Students perform, under supervision of the teachers, the general and special clinical examinations, including: anamnesis - communication with the owner, limp examination, orthopedic tests, as well as neurological, ophthalmological, dental, gynecological, transrectal, parasitological, dermatological examinations etc. intra-murally and extra-murally.

Together with the teachers, they perform sampling of biological material through punctures, scrapings, and biopsies for complementary laboratory examinations. Students also assist in performing medical procedures such as ultrasound, electrocardiography, endoscopy, radioscopy or X-ray computed tomography and gait analysis.

After the teachers discuss with the students the diagnosis, prognosis and treatment scheme proposed by the students, they finalize together the protocol to follow.

Students complete the written records after which, together with the teachers, they apply the agreed treatment in accordance with the Romanian legislation in the field - Law 160/1998 (ex: biosecurity measures, i.v. placement of catheters, liquid therapy, administration of medicines in different ways, placement of urinary catheters, surgical preparation of the patient, assessment of anesthetic risk, choice of anesthetic protocol, administration of anesthetics, monitoring of

5. Animal resources and teaching material of animal origin

anesthesia, post-anesthetic recovery, basic surgery (debridement of wounds, suture, castration, panaceae), post-therapeutic monitoring and drafting of medical reports and post-therapeutic recommendations, performing euthanasia, morphological and histopathological examinations, necropsies and writing the associated reports).

The students are also actively involved in the detection and monitoring of the gynecological status (clinical, imaging, laboratory analysis), sperm harvesting and analysis, birth assistance, mastitis control in ruminants.

Each student performs a minimum number of examinations / clinical internship, initially drafting their own observation sheet (medical record), followed by a confrontation-debate with the teacher responsible for the activity (attended by the whole group of students) finalized with the recording of the diagnosis, prognosis and the therapeutic scheme.

During the clinical examination students can access on-line explanatory materials, as well as written materials (books, compendium).

During the time dedicated for individual study, the students are given presentations of clinical cases, both as models to study (complete cases) and in form of open cases to be solved.

Based on the patient's anamnesis and data from biochemical analysis or imaging investigations, students must formulate a presumptive diagnosis, differential diagnosis and propose an appropriate treatment schema.

5.4. Medical records must be comprehensive and maintained in an effective retrieval system (preferably an electronic patient record system) to efficiently support the teaching, research, and service programmes of the Establishment.

Patient system record includes 54 documents used in VTH, registration and coded in the university Quality Management System or are in the process of registration.

There are three specific components of the system: one is used for companion animal

clinics, one is used for large animal clinics and another for the Ambulatory clinic / patients seen extramurally.

The current record system in use, allows mainly general management of patient data. For research purposes, the use of data is more time consuming.

All patients are also registered in an electronic format.

The students are active in using the record system and they have access to the information in the system for their studies and projects. It would be useful appropriate software that integrates all informations related to patient identification data, clinical reports, complementary examination results, treatment etc, and adapted to generate the statistics.

Annually, the head of VTH generates a Report on the clinical activities that includes statistics on the number of patients (companion animals and large animals' patients), the distribution of patients by specialized clinics or by species, financial aspects. The positive aspects are highlighted and the problems and aspects that need to be improved are presented.

This report is presented to the FVM management staff and to all those interested from the academic community.

Comments on Standard 5

The decreased number of the large animals and the new Romanian legislation has diminished the dissection time.

Due to the EU legislation which does not allow the use of the formalin, many fresh or frozen cadavers are used for specimen preservation.

The new substances used for anatomical conservation are expensive and therefore the faculty's budget is not including this expenses. Further efforts should be made in this direction.

In the economic situation of Romania, when the prices aligned with those of the European Union, the revenues only partially, the number of horse numbers decreased, as well as the number of cases of autopsy for this species decreased.

As it is known the cost of maintaining a

5. Animal resources and teaching material of animal origin

horse is high, so far a small number of owners allow them to grow animals of this species.

Suggestions for improvement on Standard 5

To continue the plastination in Anatomy, a new technician should be employed at the department.

To set up the anatomy museum an extraroom is needed.

Some instruments such as highquality oscilent saw and orthopaedic mills should be acquired.

As a method of improving the equipment, in the near future there is the intention to purchase a freezing room, for this purpose I submitted a research project launched by UEFISCDI through the competition.

They also have the necessary documentation in perspective of launching new projects, for the purchase of new instrumentation for performing autopsies.



6.

Learning resources

6. Learning resources

6.1. State-of-the-art learning resources must be adequate and available to support veterinary education, research, services and continuing education. When the study program is provided in several tracks/languages, the learning resources must be available in all used languages. Timely access to learning resources, whether through print, electronic media or other means, must be available to students and staff and, when appropriate, to stakeholders. State-of-the-art procedures for bibliographical search and for access to databases and learning resources must be taught to undergraduate students.

6.1.1. Description of the general strategy of the Establishment on learning resources

The general strategic objectives of the Library of the Banat's University of Agricultural Sciences and Veterinary Medicine "King Michael I of Romania" from Timisoara are:

- a. The continuous development of the documentary fund that satisfies the beneficiary's requirements as efficiently as possible;
- b. Continuous enrichment of the professional knowledge of the personnel;
- c. Improving library management and marketing;
- d. Improving and diversifying the services offered by the library;
- e. Improving the relationship with the beneficiary by organizing specific educational, cultural and scientific events;
- f. Extending the collaboration with the libraries in the country and abroad for mutual publications loans and carrying out research in the field (<https://www.usab-tm.ro/utilizatori/calitate/file/regulamente/R032.pdf>).

6.1.2. Description of how the procedures for access to and use of learning resources are taught to staff and students

A course on scientific and technique information-documentation methods is

provided in the core curriculum, during the 1st semester of the 1st year of study (<https://www.usab-tm.ro/ro/informatii-generale-36/planuri-de-invatamant-11048>).

The Library staff is in close collaboration with professors in teaching the fundamentals in using available electronic and bibliographic resources, bibliographic search and source search tools, and the use of citation tools.

The teaching staff is also provided with assistance from library staff in learning and teaching resources access. Conferences and courses on documentation-publication methods for staff, master and PhD students are periodically organized.

6.1.3. Description of how (procedures) and by whom (description of the committee structure) the learning resources (books, periodicals, databases, e-learning, new technologies) provided by the Establishment are decided, communicated to staff, students and stakeholders, implemented, assessed and revised

The collections of the Library are constituted and developed by direct purchases, donations, sponsorships and exchanges with the libraries in the country and abroad. The selection of documents for purchase is focused on the courses and the practical works that cover the curricula for all programs of study. Books and specialty periodicals in the country and abroad will be also selected for purchase by the importance and the documentary value for the resource's users. The Research Vice Dean is responsible for the Acquisition Plan, which is based on the proposals of the teaching staff from all the faculties.

The plan is debated and approved by the Administration Board of BUASVM Timisoara. The person responsible for the library is in charge with implementing the plan. As the purchases are done, the titles/links are registered and posted on the library's website. The new bibliographic entries are communicated to users also by e-mail, starting the moment they create an OPAC (Online Public Access Catalogue) account. During an academic year, supplementary funds may be provided for the Library, on demand. The



6. Learning resources

library unit is periodically assessed and monitored based on specific procedures of BUASVM system of quality management (<https://www.usab-tm.ro/utilizatori/calitate/file/regulamente/R042.pdf>).

A student satisfaction questionnaire is periodically applied for feedback and suggestions regarding library services (<https://www.usab-tm.ro/utilizatori/calitate/file/regulamente/R040.pdf>).

The results of the internal audit and proposals for improvement are annually presented to the Administrative Council of BUASVM and Senate, in the internal evaluation report of the Commission for Quality Evaluation and Assurance (<https://www.usab-tm.ro/utilizatori/calitate/file/regulamente/R044.pdf>).

The Administrative Council of BUASVM takes decisions regarding the financial and organization changes of the library services.

The BUASVM Library is periodically under external evaluation of ARACIS and SRAC (ISO 9001 certified).

6.2 Staff and students must have full access on site to an academic library administered by a qualified librarian, an Information Technology (IT) unit managed by an IT expert, an e-learning platform, and all the relevant human and physical resources necessary for the development of instructional materials by the staff and their use by the students.

6.2.1. Brief description of the main library of the Establishment

The Library of the Faculty of Veterinary Medicine was founded in 1949, in Arad, where the Faculty was established for the first time.

After the faculty was relocated in Timisoara, in a larger area, along with other faculties, the libraries merged and became the Library of BUASVM. The Library web site is: <http://biblio.usab-tm.ro/>

The library is affiliated to the Romanian Librarian Union. Currently, the library has a

collection of documents comprising 389.598 book volumes, including antique texts, reviews, theses and serials. The antique book collection includes 5.019 books published between 1893 and 1940. The bibliographic property of the library is 55.109 titles, comprising books on veterinary medicine and books on collateral biomedical topics, such as: agriculture, animal husbandry, agricultural management, food technologies and others. The library also has 5.324 books of fiction and literature.

The library is open to the public, including external stakeholders. Users can consult books and journals in the reference, reading and periodicals rooms, where they could also dedicate time for personal study.

The old textbooks, non-book material, and out-of-print publications are available only for limited access. Books can be borrowed for a period of fifteen days; the period can be extended, twice, for a maximum of 30 days.

Users can reserve an available or lent book or can extend a loan at the counter but also by OPAC authentication on the website. The library platform has a quick search tool (<http://biblio.usab-tm.ro/liberty3/opac.htm>), which plays an essential role in supporting teaching and learning in the core curriculum.

The access to library services is based on card (provided on demand) or by user account (electronic access).

The loan Library staff gives support in finding information and the correct use of bibliographic resources. In the library building, a photocopy machine/scanner service is available for a fee.

Staff (FTE) and qualifications

The library has five full-time employees and is coordinated by a responsible who manages the library and Agroprint Publishing. The responsible (member of the Academic Staff) is in charge of the staff and equipment management, as well as elaborates and implements the Acquisition Plan.

Also, the responsible ensures cooperation with other national and international libraries and library associations and may develop new

6. Learning resources

services. The staffs have pursued post-academic studies in Library science.

The IT engineer has responsibilities related to hardware and software maintenance and to Agroprint Publishing.

Opening hours and days

Library services are open from Monday to Friday from 8:00 am to 8:00 pm during course time.

During the session time the library is open from Monday to Saturday from 8:00 am to 8:00 pm, and during holidays the opening hours are from Monday to Friday from 8:00 am to 2:00 pm.

The Library is closed during Christmas and Easter and all other free national days.

Opening and closing hours are published on the website of the Library. However, users have access to Library services from any computer 24/7 using VPN access, on demand. During the session periods, students can also use BUASVM amphitheatres for study, as an extension of the library available area.

Annual budget

The annual budget of the Library is decided by BUASVM Administration. Since 2017, BUASVM has allocated more than 55.000 euro for learning resources access. BUASVM also won a national fund project and the library was partially renovated for 117.000 euro at the end of 2019. Recently, BUASVM has allocated 8,500 euro for e-books purchasing.

The library budget it cannot be differentiated since the budget is calculated at the BUASVM system level.

Facilities: location in the campus, global space, number of rooms, no. of seats

The library occupies 730 square meters over two floors. The first floor is accessible to users and the ground floor is designated for library deposit and for Agroprint Publishing.

The technical service department of BUASVM is also located in the same building. Bibliographic material may be read on site in 5 reading rooms.

The number of seats per room are reading room 1 and 2 - 98 seats, reading room (audio-

visual room) 3 – 53 seats, reference room - 4 seats, periodicals room - 9 seats.

Equipment: number of computers, number of electrical connections for portable PC. The Library provides 24 computers for users. 65 power sockets are available for students to use their laptops in reading rooms.

Software available

The *Softlink Liberty3* computer system is used for bibliographical search. Based on a personal account the software provides: access to the library catalogue from any computer with Internet access, downloads for available electronic documents, reservation of materials or extension of the loan term for borrowed materials.

The software creates individual profiles of interest by subject, author, etc. and notifies by e-mail about new purchases that correspond to the profile.

Subsidiary libraries are hosted at the disciplines of Veterinary Faculty and include new and old (with significant historical value) books. Students can access the subsidiary libraries by request, directly to the discipline.

The Subsidiary Libraries are the following: Library of the Pre-clinical teaching Department: Anatomy, Cell Biology, Embryology and Histology, Physiology, Pathophysiology, Pathological anatomy; Library of the Clinical teaching I Department: Reproduction, Obstetrics and Gynaecology, Surgery; Library of the Clinical teaching II Department: Parasitological Diseases, Infectious Diseases, Pharmacology, Pharmacy, Toxicology; Library of the Animal production and veterinary public health Department. Reading rooms are available for study at each department.

The Main Library handles the bibliographic material loaned to the Subsidiary Libraries and keeps registration of it.

All bibliographic documents are described by ISBN and their records become part of the Online Public Access Catalogue of BUASVM. The Veterinary Medicine Faculty has a MOODLE-based e-learning platform (<http://193.230.235.21/moodle/index.php>), managed and controlled by an IT administrator. Students and staff can access



6. Learning resources

the Moodle platform by using their personal account. One computer hosts the Moodle platform.

Description of the accessibility for staff and students to electronic learning resources both on and off campus (Wi-Fi coverage in the Establishment and access)

Students and staff have free access to the library website (<http://biblio.usab-tm.ro/>).

Free Wi-Fi access to library databases is available throughout the library building. In addition, users have free access to databases in the library building and in BUASVM buildings, based on campus network IP.

Users can access the available bibliographic resources also through external network (through VPN, on demand).

As institutional users (@usab-tm.ro), the teaching staff and the Master and PhD students have access to electronic resources at <https://www.e-nformation.ro/> database, both in and out of the campus.

6.3 The Establishment must provide students with unimpeded access to learning resources, internet and internal study resources, and equipment for the development of procedural skills (e.g. models). The use of these resources must be aligned with the pedagogical environment and learning outcomes within the program and have mechanisms in place to evaluate the teaching value of changes in learning resources.

Brief description of

- the number of veterinary books and periodicals

The library has subscriptions to important journals in the veterinary field, both electronic and standard print.

There are also journals on general biomedical and collateral sciences.

The number of available veterinary resources is difficult to calculate due to the system's inability to search by subject titles.

The lists of books and periodicals can be consulted at <http://biblio.usab-tm.ro/liberty3/opac.htm> respectively <http://biblio.usab-tm.ro/reviste/>.

Books: 1024 (covering more than 150 domains and sub domains)

Periodicals: 85 (more than 50 in English language).

Books and periodicals are also available in the subsidiary libraries of the Veterinary Faculty departments.

More than 300 books in English and more than 100 books in French are available, apart from the hundreds of books in Romanian.

- the number of veterinary e-books and e-periodicals & the number of other e-books and e-periodicals

Over 70 e-books can be consulted at <https://www.cabi.org/cabebooks/mobile>, through institutional credentials.

However, by accessing the <https://www.e-nformation.ro/>, over 3.500 journals, 250.000 books, 6.400 book series and 1.150 relevant papers are available in Springer link journals database; over 2.200 journals in Science Direct database, over 20.000 journals, 180.000 annual conferences and 90.000 books in Clarivate Web of Knowledge database and more other, according to the available database.

- the available learning resources to students, including electronic information and e-learning courses (and their role in supporting student learning and teaching in the core curriculum)

The open access to electronic and non-electronic library learning resources helps students to complete their knowledge, do their homework or prepare their bachelor thesis.

The library's provided resources cover all the fields in core curriculum teaching and learning. Due to access on state-of-the-art scientific papers, teachers can permanently improve their teaching material, set models and build new concepts as support for core curriculum teaching, for research and for PhD and degree thesis coordination.

Students can buy or borrow up to date veterinary courses, laboratory guides, textbooks, handbooks etc. published by BUASVM teachers through Agroprint Publishing. Publishing teaching materials, for all the study programs, is made following an internal quality evaluation procedure (<https://www.usab->

6. Learning resources

tm.ro/utilizatori/calitate/file/regulamente/R033.pdf).

The Moodle platform hosts educational material (provided by teachers), lecture notes, forums, communications, online quizzes and interactive training material dedicated for teaching and learning on vet core curriculum(<http://193.230.235.21/moodle/index.php>).

The Library provides, by Interlibrary Loan Services, books and journals unavailable in its collection.

Also, due to a collaboration protocol, students can access all bibliographic resources of the Central University Library, based on BUASVM library access card. Periodically the learning resources and their value in core curriculum teaching and outcomes are internal (<https://www.usab-tm.ro/utilizatori/calitate/file/regulamente/R015.pdf>) and external (The Romanian Agency for Quality Assurance in Higher Education - ARACIS) monitored and assessed.

- the organization and supervision of the skill labs.

During the scientific and technique information-documentation course, students are taught how to access and use learning resources, through BUASVM facilities.

Following the last months renovation of the library, the 24 computers in the reading rooms will be available for teaching regarding documentation methods.

The teaching and learning activities on core curriculum are closely related to the students' ability to conduct a bibliographic research and to build a specific outcome.

The teachers encourage students to learn on a continuous basis by stimulating bibliographic research for different curricular purposes and by using the Moodle-platform.

Comments on Standard 6

Strengths

The Library is located on BUASVM campus and provides useful support for students and academic staff in teaching, learning and research purposes.

By using the library's website students and staff have access to veterinary and collateral biomedical resources through

relevant databases. Students have free in and out off-campus (through VPN, on demand) access to databases.

The Library provides, by Interlibrary Loan Services, books and journals not present in its collection.

The Central University Library resources are available based on BUASVM library access card. Five reading rooms and 24 computers are available for study, as well as 65 electrical connections for portable PCs.

One full-time employee is entrusted to manage software and solve database issues, and four librarians provide support to users in accessing and using learning and teaching resources.

Weaknesses

The veterinary books and periodicals section covers all curricular disciplines, but more recent veterinary titles are necessary.

The quick search tool software is relatively limited regarding the search options and sometimes is difficult to do a refined research.

Due to very easy access to e-databases in the Library building, the reading places in study rooms are sometimes insufficient for all the interested students.

Suggestions for improvement on Standard 6

Finding opportunities to increase the Library budget will allow more veterinary books and periodicals purchase, and the quick search tool software upgrading.

A higher frequency of courses and labs on documentation skills, addressed to students, staff and stakeholders, should be taken into consideration to increase the use of learning and teaching resources. Further development of e-learning modules is necessary to take full advantage of the immense potential of the e-learning system.

Continuous efforts should be done to enhance accessibility to bibliographic resources and educational material through remote access or via the VPN network thus enabling students to use resources on a continuous basis.



7.

**Student admission,
progression and welfare**

7. Student admission, progression and welfare

7.1 The Establishment must consistently apply pre-defined and published regulations covering all phases of the student "life cycle", e.g. student admission, progression and certification.

Every year, our educational institution applies written regulations available to the general public, covering all phases of the "student life cycle".

In this respect, the educational offer (<https://www.usab-tm.ro/en/forme-de-invatamant-17/oferta-educationala-10976>), in accordance with the laws in force and the provisions of the Bologna Convention, the number of students, the organization and conduct of the admission and tuition fees (<https://usab-tm.ro/en/admitere-19/undefined-5797>), as well as the academic calendar (<https://www.usab-tm.ro/en/structura--anului-universitar-10038>), both for potential national and foreign students, are available on the web platform of our university and/or faculty on the web addresses mentioned above. In addition, detailed information about student enrollment and required documents, student rights and obligations, attendance of teaching activities, university year structure, student examination and grading, application of the transferable credit system, interruption of studies, transfer and re-registration and completion of studies are described in detail in Regulation R040 of the Establishment (<https://www.usab-tm.ro/utilizatori/calitate/file/regulamente/en/r040en.pdf>).

In order to provide complete information regarding the offer and the educational programme, every year, the Establishment carries out several actions that promote a dynamic image of an institution adapted to the current demands of the job market, increasing the attractiveness of the educational programs and the transmission of public interest information.

These actions include:

- promoting the educational offer of the FVMT to attract potential candidates to the admission contest organized by the university. This approach, coordinated by the

Office of Image and Public Relations, is carried out in two stages, which targets visits to high schools in the area of interest of the Establishment, between October-December and February-April of each academic year. The pupils in the final years are offered leaflets and brochures in which they can find brief information about the study programme and the disciplines that will be covered in the 6-year programme, together with the possibilities and fields of practicing as a veterinarian;

- development, through the Office of Image and Public Relations, of collaboration relations with companies/advertising agencies in order to carry out efficient campaigns for media promotion: newspaper, radio, TV, web page;

- visits of pupils (potential candidates for admission) from high schools to our Establishment through the governmental program "A Different Kind of School".

The progress and certification of the students of each year of study are quantified by passing the exams. Clarifications regarding the professional activity of students in our establishment are mentioned in the Regulations (<https://www.usab-tm.ro/utilizatori/calitate/file/regulamente/en/r040en.pdf>).

After registration, the student has the obligation to attend all training activities: courses, laboratories or practical activities, which are mandatory according to the faculty regulations, established by the departments and the Faculty Council.

These are brought to the attention of students through the discipline files and the curricula displayed on the notice board of each discipline, at the beginning of each academic year. At the end of each course the students are required to take an exam which, in case of promotion, entails the accumulation of a number of established credits. Teachers have the obligation to establish and communicate to students the minimum knowledge required for passing the exam. The obtained grades are displayed on the notice boards and on the Establishment's IT platform (<https://intranet.usab-tm.ro/>).



7. Student admission, progression and welfare

The promotion in the following year of study (the real progress), from the same cycle, is conditioned by obtaining in the previous year of study a minimum of 2/3 of the total credits allocated to the respective year or of accumulating a maximum of 20 outstanding credits from the previous year. In addition, student mobility programs during each academic year under the Erasmus program, as well as collaborations with other institutions, are available on the platform:

<https://www.usab-tm.ro/ro/erasmus-43-127/mobilitate-pentru-studenti-11650>.

The Establishment applies the European Transferable Credit System (ETCS), which offers the advantage of student mobility, recognition and accumulation of credits in veterinary faculties across Europe.

7.2. The number of students admitted must be consistent with the resources available at the Establishment for staff, buildings, equipment, healthy and diseased animals, and materials of animal origin

Table 7.2.1.

Number of new veterinary students admitted by the Establishment								
Type of students	2018-2019		2017-2018		2016-2017	Mean		
Standard students	113		100		99	104		
Full fee students	25 ^R	31 ^E	6 ^F	50 ^R	28 ^E	49 ^R	18 ^E	69
Total	175		178		166	173		

* The last full academic year prior to Visitation

^Rteaching section in Romanian, ^E teaching section in English, ^F teaching section in French

Table 7.2.2.

Number of veterinary undergraduate students registered at the Establishment								
Type of students	2018-2019			2017-2018		2016-2017		Mean
First year	138 ^R	31 ^E	6 ^F	150 ^R	26 ^E	148 ^R	18 ^E	172.3
Second year	146 ^R	29 ^E		144 ^R	25 ^E	143 ^R	24 ^E	170.3
Third year	133 ^R	28 ^E		130 ^R	23 ^E	131 ^R	20 ^E	155
Fourth year	127 ^R	18 ^E		132 ^R	18 ^E	139		144.6
Fifth year	134 ^R	16 ^E		135		118		134.3
Sixth year	137		119		112		122.6	
Total	943			902		853		899

^Rteaching section in Romanian, ^E teaching section in English, ^F teaching section in French

Table 7.2.3.

Number of veterinary students graduating annually				
Type of students	% of students who graduated in 2019	% of students who graduated in 2018	% of students who graduated in 2017	Mean
Standard students	98	96	95	96.3
Full fee students	23	16	14	17.6
Total	121	112	109	114

Table 7.2.4.

Average duration of veterinary studies	
Duration	% of the students graduated in 2018- 2019
+ 0**	83.84%
+ 1	9.23%
+ 2	4.61%
+ 3 or more	2.30%

** The total duration of the studies is 6 years

Table 7.2.5.

Number of postgraduate students registered at the Establishment				
Programmes	2018-2019	2017-2018	2016-2017	Mean
Interns	-	-	-	-
Residents	-	-	-	-
PhD students	10	16	10	12
Others (specify)	-	-	-	-

7. Student admission, progression and welfare

7.3. The selection and progression criteria must be clearly defined, consistent, and defensible, be free of discrimination or bias, and take into account the fact that students are admitted with a view to their entry to the veterinary profession in due course.

7.3.1. Selection criteria

Only graduates with a baccalaureate diploma obtained in Romania or its equivalent in the case of foreign students have the right to participate in the admission contest.

Citizens of the European Union member states, of the states belonging to the European Economic Area and of the Swiss Confederation, enjoy the same conditions provided by the law for Romanian citizens. According to the schooling methodologies in Romania, the citizens of the European Union and of third countries have the obligation to prove knowledge of the Romanian language in order to participate in the admission contest for university studies with teaching in the Romanian language.

The organization of admission is within the competence of the BUASVM Timisoara according to the general criteria established by the Ministry of National Education, taking into account the Regulation R028 (<https://www.usab-tm.ro/utilizatori/calitate/file/regulamente/en/r028en.pdf>) and the University Charter (https://www.usab-tm.ro/utilizatori/calitate/file/carta_univ_usamvbt.pdf).

Admission in the first year of studies takes place during two sessions: one in July and one in September in order to occupy all vacant positions, financed from the state budget and with a tuition fee. The number of positions financed from the state budget is established by Order of the Minister, based on the number of students proposed by the Faculty Council and approved by Government Decision, published in the Official Gazette of Romania before the admission process starts. Candidates found

below the line of admission for the positions financed from the state budget can occupy the ones with a tuition fee, in descending order of the admission mean score and only if they satisfy the minimum admission requirement.

The number of students admitted in:

- the academic year 2016-2017 was 99 standard students (state budget), 75 full fee students, of which 49 at the Romanian section and 18 at the English section;
- the academic year 2017-2018 was 100 standard students (state budget), 78 full fee students, of which 50 at the Romanian section and 28 at the English section;
- the academic year 2018-2019 was 113 standard students (state budget), 62 full fee students, of which 25 at the Romanian section, 31 at the English section and 6 at the French section.

Candidate enrollment is done personally or by another person holding a power of attorney (at the university's headquarters and in the enrollment centers specified on the university's website) or online (on the university's website or on the specialized partner sites). For enrollment, candidates shall submit a file with the documents provided in regulation R028. Admission of candidates is done strictly in descending order of the general means score obtained as follows:

- 80% mean score of the baccalaureate exam,
 - 20% arithmetic mean score of the high school years,
- until all the positions, standard and full fee are occupied.

The minimum general admission mean score cannot be lower than 5.00 (five). Candidates shall be selected on the basis of the general admission mean score. Selection of candidates with the same general admission mean score shall be done taking into account the highest mark obtained in Romanian language (written test) and then, if required, the highest mark obtained in the compulsory profile test (written test). The results of the admission contest, verified and approved by the Admission Commission, are made public by posting at the faculty



7. Student admission, progression and welfare

headquarters and on its own web page, and are carried out in stages:

- a) Provisional lists –by ranking candidates, generated after admission;
- b) Final lists –by ranking candidates, generated after the resolution of the complaints that include the final and indisputable results.

The lists contain the following categories of information:

- a) The list of standard candidates admitted within the limit of the number of vacant positions distributed;
- b) The list of full fee candidates admitted within the limit of the number of vacant positions distributed, if any;
- c) List of rejected candidates, if any.

Enrollment of admitted candidates is done by the Decision of Rector. Candidates are then registered in the Student Registry under a unique number.

7.3.2. Policy for disable and ill students

BUASVMT respects the principle of equal opportunities for persons with disabilities through measures specific to the type and degree of disability (regulation R028).

7.3.3. Composition and training of the selection committee

The Admission Commission is appointed by the Decision of Rector of the BUASVM Timisoara at the proposal of the Faculty Councils. The Rector also appoints the members of the Central Admission Commission, based on the approval of the Administration Board. The Central Commission elaborates enrollment and registration forms in which all the necessary information for the follow-up and selection of candidates is recorded. The Central Admissions Commission operates and monitors all admission data so as to ensure full transparency of the process.

7.3.4. Appeal process

The Admission Commission is appointed by the Decision of Rector of the BUASVM Timisoara at the proposal of the Faculty Councils. This commission is the only one able to decide on the merits of any complaints, which are submitted within a maximum of 24 hours, starting with the time and date of displaying the results of the admission session. The submitted complaints shall be resolved within 24 hours from the date and time of the closing of the submission of complaints. The decisions of the complaint commissions are final.

7.3.5. Advertisement of the criteria and transparency of the procedures

The regulation on the organization and conduct of admission in the cycle of undergraduate studies at the Banat's University of Agricultural Sciences and Veterinary Medicine "King Michael I of Romania" from Timisoara is reviewed and approved every year and can be found on the university's website. In order to promote the educational programme and all the informations related to admission process, campaigns to high schools in several counties are organized every year. Moreover, the announcement regarding the admission process is published on the web page of the university (<https://www.usab-tm.ro/>) and of the faculty (<https://www.usab-tm.ro/ro/facultate/facultatea-de-medicina-veterinara-timisoara>), on social networks like Facebook (<https://www.facebook.com/USAMVBTimisoara/>), on local and national television and radio stations.

The procedures for full fee students are the same as for standard students.

7.3.6. Description of how the Establishment adapts the number of admitted students to the available educational resources (facilities and equipment, staff, healthy and diseased animals, material of animal origin) and the biosecurity and welfare requirements

In recent years, the total number of standard and full fee students has ranged from



7. Student admission, progression and welfare

170 to 175 (Romanian, English and French sections). The positions financed from the state budget are established annually by Order of the Minister, based on the number of students proposed by the Faculty Council (art. 20, letter 1 of R070/4 (https://www.usab-tm.ro/utilizatori/calitate/file/regulamente/R070_4.pdf) and approved in the Administrative Council of the University and by Government Decision published in the Official Gazette of Romania.

In accordance with R040 (art. 42) and Law no.224/2005 (art. 5) at the beginning of each academic year, the number of positions financed from the state budget that remain available due to non-compliance with the criteria and performance standards established by the University Senate (the accumulation of credits necessary to promote a year of study) or for other reasons are evaluated in order to be occupied by full fee students or by the students who wish to transfer from another University. Due to this fact, the number of students enrolled in each year of study may vary.

7.3.7. Description of the prospective number of new students admitted by the Establishment for the next 3 academic years

The number of students admitted to the faculty may vary from year to year as can be seen in Table 7.2.1. The prospective number of students admitted by the Establishment in the next 3 years is 170-180.

7.4. Clear policies and procedures on how applicants with disabilities or illnesses are considered and, if appropriate, accommodated in the program, taking into account the requirement that all students must be capable of meeting the ESEVT Day One Competences by the time they graduate.

Based on the provisions of the national law no. 448/2006 regarding the protection and promotion of the rights of persons with disabilities, our Establishment promotes and

adopts clear strategies regarding the accessibility of persons with disabilities to the teaching and research infrastructure. In order to ensure the access of persons with disabilities to the physical, informational and communication environment in our institution, the following specific measures have been taken:

- adaptation of sanitary groups (at least one for each building on campus, including the canteen) for people with disabilities;
- adaptation of furniture in the classrooms (amphitheatres) for students with reduced mobility;
- adaptation of teaching laboratories by placing the equipment in large spaces, which allow the access of students with reduced mobility;
- display of icons to make it possible to guide people with disabilities to the points of interest (toilet, ramp, library, canteen, dormitory, gym, etc.);
- arrangement of two properly marked parking places, destined for the disabled, located as close to the access road as possible;
- signaling of the adapted access to the building/access roads from the building/rooms, sanitary groups destined for disabled people.

7.5. The basis for decisions on progression (including academic progression and professional fitness to practise) must be explicit and readily available to the students. The Establishment must provide evidence that it has mechanisms in place to identify and provide remediation and appropriate support (including termination) for students who are not performing adequately.

7.5.1. The progression criteria and procedures for all students

The evaluation of the professional training of the student is established by the provisions of the Internal Regulation R040 (<https://www.usab-tm.ro/utilizatori/calitate/file/regulamente/en/r040en.pdf>) and is done within the practical



7. Student admission, progression and welfare

works, the course, as well as thorough examinations that are held in the sessions established in accordance with the structure of the academic year and with the discipline file.

In order to take the exams, there are two ordinary sessions of 3-4 weeks each (winter session and summer session) and sessions of re-examinations.

However, in special cases (pregnancy; temporary disability; special family events, participation in national and international mobility programs), the Faculty Council may decide to organize extraordinary sessions.

The attendance at the practical works is compulsory and conditions the student's participation in the exam.

The hours of absent practical work are motivated by faculty management and are fully recovered. Unmotivated absences are recovered with the fee established by the University Senate. Moreover, students with unpaid tuition fee won't be allowed to participate in the exam. The evaluation procedures are described in the discipline file drawn up by the teachers, which can be found on the notice board. The final evaluation of the students for each teaching activity is carried out for the compulsory disciplines, for the optional and/or facultative disciplines and for disciplines of the psycho-pedagogical training program.

According to Regulation R040 art.26, in BUASVMT the exams are held orally, in front of a commission consisting of a minimum of two members, one being, necessarily, the head of course, assisted by the teacher who led the practical works or by another specialized teacher.

By way of exception, with the approval of the Faculty Council, the exams can be taken in written form or multiple choice tests. In this case, students who do not get the promotion grade shall be examined orally the same day. The student's grading for exams, colloquiums, projects is made with marks from 10 to 1, expressed in whole numbers, the minimum mark for promotion being 5.

The percentage of the practical exam in the final grade is 40-60% (according to the

Administration Board Decision 1180/26.02.2014). The grades are displayed on the notice board and on the internet platform of BUASVMT.

The minimum requirement to promote a study year is to obtain a minimum of 2/3 of the total credits allocated to that year of study or to accumulate a maximum of 20 credits from the previous year. The credits are numerical values allocated to the disciplines, obtained by promoting the exam of the respective disciplines with a minimum grade of 5 (five) and are transferable between the educational units. Otherwise, the student shall be expelled, with the right of re-enrollment in the non-promoted study year, under the conditions of payment of the tuition fee, which shall be proportional to the number of credits not accumulated. However, the student who did not promote the first year of studies shall be expelled and shall have the right to re-apply for admission.

The number of credits needed to complete the studies is 360. The application of the transferable credit system allow: student mobility, the recognition of study periods, the diversification of the student's options and the flexibility of the program, the inclusion of new disciplines in the curriculum, the recognition of the compact study periods in other universities, the integration in the European education standards.

At the end of the academic year for each year of study, the students are ranked according to the average score calculated for the previous semester, a criterion that regulates the granting of scholarships and places in the student camps.

Students with outstanding results (teaching activity and scientific research) shall be stimulated and rewarded by granting scholarships, camp tickets, diplomas of merit or excellence, other forms of material stimulation from own funds, reducing taxes, selecting and supporting for obtaining scholarships in the country and abroad in order to participate in national/international student scientific events, posting special professional performances on the university's



7. Student admission, progression and welfare

website, cooperating in contract research groups, integrating into professional associations, facilitating the connection to the national and international academic circuit.

7.5.2. The remediation and support for students who do not perform adequately

The results obtained by the students are analysed periodically, after each exam session, or whenever the situation requires it by the dean of the year/the tutor of the year, within the disciplines and departments and are presented to the Faculty Council.

To prevent situations that result in the lack of performance in the professional training of students, the tutor of the year/dean of the year shall monitor the activity of each student separately.

Students with difficulties in the professional training activity shall be warned by the teachers from the discipline, and the situation of these students shall be brought, in advance, to the attention of the tutors of the year/deans of the year and of the dean of the faculty.

Quarterly or whenever the situation requires it, an analysis of the students who have difficulties in the professional training process is performed at the level of the discipline/departments/faculty.

In order to recover the students who have difficulties in the professional training process, the teachers from the disciplines where the students do not fulfill the minimum requirements and/or the Faculty Council adopt the following measures:

- analyzing, individually, each case separately, adapting the strategy aimed for recovering students with poor results in education;

- establishing programs for the recovery of the practical works activities and of consultations for the courses, in the case of the students with reduced performances due to the lack of frequency in the teaching activities; recovery of practical works (seminars, clinics) shall be done by the scheduled exam date;

- monitoring the recovery process of students with inadequate results shall be done through tutorial actions;

- engaging their colleagues and, as the case may be, of the student associations in the actions of student recovery;

- periodic analysis in the Faculty Council of the results of the recovery activities of students with difficulties in the professional training activity (Regulation R040).

7.5.3. The advertisement to students and transparency of these criteria / procedures

All the criteria and procedures presented are found in the Regulation on the professional activity of students in the Banat's University of Agricultural Sciences and Veterinary Medicine "King Michael I of Romania" from Timisoara (<https://www.usab-tm.ro/utilizatori/calitate/file/regulamente/en/r040en.pdf>), the Code of the rights and obligations of the student of the Banat's University of Agricultural Sciences and Veterinary Medicine of "King Michael I of Romania" from Timisoara (<https://www.usab-tm.ro/utilizatori/calitate/file/regulamente/R060.pdf>), the University Charter (https://www.usab-tm.ro/utilizatori/calitate/file/carta_univ_usam_vbt.pdf), the documents published on the university's website and brought to the attention of the students by the deans of the year, the Association of Veterinary Medicine students, teachers, faculty secretariat. In addition, according to art. 12 of R060 (<https://www.usab-tm.ro/utilizatori/calitate/file/regulamente/R060.pdf>) students have the right of access to decisions, order, minutes and other documents of the Establishment because they are represented in the advisory, decision-making and executive structures of the university.

7.5.4. Description of the rate and main causes of attrition

According to the statistical data of the last three academic years, the dropout rate was 4.80% in the 2016-2017 academic year,

7. Student admission, progression and welfare

3.76 %% in the 2017-2018 academic year, and 3.81% in the 2018-2019 academic year.

This phenomenon occurs, mainly, in the first two years of study, having economic and social causes. These include the student's failure to adapt to the learning activity, the psycho-affective instability, the precarious economic-financial situation, the finding of more attractive motivations in other fields of study or the involvement of students during the semesters in consistent income-generating activities that constitute a risk element and it often results in premature attrition.

7.5.5. Description of how (procedures) and by whom (description of the committee structure) the admission procedures, the admission criteria, the number of admitted students and the services to students are decided, communicated to staff, students and stakeholders, implemented, assessed and revised

See also Chapter 7.3.

All services that students can benefit from, their rights and obligations are proposed, approved and implemented by the Faculty Council and the University Administration Board.

These informations are then communicated to students by publication on the university's website, through department directors (to teachers) and through student representatives (see Chapter 7.7.).

7.6. Mechanisms for the exclusion of students from the program for any reason must be explicit.

7.6.1. Description of the mechanisms for the exclusion of students

The situations and mechanisms of student exclusion are described in the Regulation regarding the professional activity of students in our Establishment (<https://www.usab-tm.ro/utilizatori/calitate/file/regulamente/en/r>

[040en.pdf](#)). Exclusions can take place in the following situations:

- The student who tries to take the evaluation tests (examinations, verifications, projects, tests, etc.) by fraud shall be expelled by the Rector, at the proposal of the Faculty Council, and with the approval of the Administration Board following a report from the evaluating teacher.

- The students who do not obtain the credits necessary for the promotion in the following academic year shall be expelled, with the right of re-enrollment in the year of studies not promoted, under the conditions of payment of the tuition fee.

The tuition fee for expelled students who re-enrol is established according to the number of unaccumulated credits (from the year in which they are enrolled and from previous years), in relation to the annual tuition fee for the year of re-enrollment.

The student who did not promote the first year of studies shall be expelled and has the right to reapply for admission.

- The student can be expelled because of unpaid tuition fee in which case he/she can be re-enrolled upon a request, provided the full payment of the tuition fee for that year and the fee for re-enrollment is made.

- The student may be expelled when he/she violates the provisions of the Code of ethics and university deontology (<https://www.usab-tm.ro/utilizatori/universitate/file/anexa%20la%20carta%201%20%20comisia%20de%20etica.pdf>).

7.6.2. Description of the appeal processes

The Establishment has transparent public policies for handling complaints related to the admission, described in Regulation R028 - art. 40 (<https://www.usab-tm.ro/utilizatori/calitate/file/regulamente/en/r028en.pdf>), the results of the evaluation process and of any sanction, including exclusion, described in Regulation R040 - articles 38 and 91 (<https://www.usab-tm.ro/utilizatori/calitate/file/regulamente/en/r040en.pdf>).

7. Student admission, progression and welfare

7.7. Provisions are made by the Establishment to support the physical, emotional and welfare needs of students. This includes, but is not limited to, learning support and counselling services, career advice, and fair and transparent mechanisms for dealing with student illness, impairment and disability during the programme. These include provision of reasonable adjustments for disabled students, consistent with all relevant equality and/or human rights legislation.

7.7.1. Description of the services available for students (i.e. registration, teaching administration, mentoring and tutoring, career advice, listening and counselling, assistance in case of illness, impairment and disability, clubs and organisations, etc.)

Students can benefit from a number of services:

- According to art. 93 of R040, art. 11 letter h) of R060 and art. 81 of R070/4 students benefit from a tutor, one of the teachers, who initiates students in problems related to the structure of the faculty, the legislation, and the school regulations, the newly developed regulations at the Faculty and University level involved in solving different student problems.

- Academic, professional, psychological and social information and counseling services related to the educational activity, through the Career Counseling and Orientation Center (<https://www.usab-tm.ro/ro/studenti-20/consiliere-11695>), provided by Establishment, according to the University Charter, R060 art. 11, and to the Regulation for the organization and operation of the Career Counseling and Guidance Center R078 (<https://www.usab-tm.ro/utilizatori/calitate/file/regulamente/R078.pdf>).

- Free medical assistance according to the provisions of art. 205 paragraph (1) of the Law on national education no. 1/2011, and art. 14 of R060. Also, pregnant students or cases of serious illness, may benefit of the partial exemption from attending the classes,

and in case of mandatory practical lessons recovery they shall be exempted from paying the fees (R040 art. 15). Moreover, the Faculty Council may decide to organize extraordinary exam sessions for the students which were in one of the following situations during the session: pregnancy; temporary disability; special events in the family (R040 art 17 and 29).

- The Administration Board, at the proposal of the Faculty Council, can approve for the standard students the extension of study period for free, with at most one academic year compared to the legal duration of schooling provided by the curriculum, in the following situations: maternity leave; medical cases attested by medical certificates (R040 art. 40).

- Students with minor children benefit from accommodation priority in the 5G dormitory (family dormitory) according to the Regulation for the organization and operation of the student dormitories (R034 art. 7, <https://www.usab-tm.ro/utilizatori/calitate/file/regulamente/R034.pdf>).

- Students with low incomes can benefit from loans through the Agency for Student Loans and Grants in accordance with art. 204 of NEL no. 1/2011 and art. 16 of R060.

- Students are part of the advisory, decision-making and executive structures within the university, their representatives being elected by direct, secret and universal vote according to the provisions of the NEL no. 1/2011, University Charter, R060 art. 12 and R016 (Regulation regarding the choice of student representatives (<https://www.usab-tm.ro/utilizatori/calitate/file/regulamente/R016.pdf>)).

- AGROWEST is student league that represents students from BUASVM Timisoara, and is involved in administrative and social issues, monitors student representation in faculty councils and in the university Senate, pursuing issues related to training, education, promotion of student values and interests, but also entertainment (<https://www.usab-tm.ro/en/studenti->



7. Student admission, progression and welfare

[20/asociatii-studentesti-11160,https://www.facebook.com/AgrowestTimisoara/](https://www.facebook.com/AgrowestTimisoara/)).

- The student entrepreneurial society is a structure without legal personality, constituted at the university level, in accordance with the provisions of NEL no.1/2011, M.E.N. no. 3262/16.02.2017 and the Regulation for the organization and functioning of the student entrepreneurial society (SAS) within the Banat's University of Agricultural Sciences and Veterinary Medicine "King Michael I of Romania" from Timisoara R085 (<https://www.usab-tm.ro/utilizatori/calitate/file/regulamente/R085.pdf>) in order to support, develop and encourage entrepreneurship in the university environment, among students and graduates.

7.7.2. Description of the mechanisms for resolution of student grievances

According to Art. 14 letter e) of regulation R060, students have the right to report abuses and irregularities and to request the verification and evaluation of these notifications by specialized bodies provided by the legislation in force, as well as the right to the protection of those notified, according to Law no. 571/2004 regarding the protection of personnel from public authorities, public institutions and other units that report violations of the law.

7.8. Mechanisms are in place by which students can convey their needs and wants to the Establishment. The Establishment provide students with a mechanism, anonymously if they wish, to offer suggestions, comments and complaints regarding compliance of the Establishment with national and international legislation and the ESEVT standards.

7.8.1. Description of the mechanisms allowing students to provide their needs, complaints, comments and suggestions to the Establishment

For all questions, suggestions, and complaints related to personal or study issues, students can address:

- the dean of the year since each year of study has a dean of the year proposed by the vice-dean and validated by the Faculty Council, who is interested in the teaching and social problems of the students and is involved in solving them (R070/4 art. 79 -82).

- the Commission for Student Problems, which according to the Regulation on the functioning of the Commission for Student Problems (R003, <https://www.usab-tm.ro/utilizatori/calitate/file/regulamente/R003.pdf>) ensures compliance with and application of the provisions regarding regulation for the organization of the student dormitories, the student canteen, the scholarship regulation, the internal regulation, the standards of the University Charter of BUASVMT and the legislation in force regarding the social problems of the students.

- the dean of the faculty,
- the Faculty Council.

In addition, students are involved in the process of evaluating the learning environment, which takes place once every 3 years, and is carried out by the dean of the year under the coordination of the vice-deans with teaching activity (R040 art. 94), when they can express their opinions, suggestions, and complaints related to the learning environment, learning spaces and resources, facilities and services through a Questionnaire for the assessment of the learning environment by students (Annex 1 of R040 <https://www.usab-tm.ro/utilizatori/calitate/file/regulamente/en/r040en.pdf>).

Comments on Standard 7.

Because the enrollment in the Faculty of Veterinary Medicine is made on the basis of the file, the educational level of the students is quite heterogeneous, since it includes students who attended high schools with a science profile as well as those with a humanities profile.

This is reflected in different levels of understanding of the basic disciplines (biochemistry, biophysics, anatomy, histology).



7. Student admission, progression and welfare

Students with a low scientific level may have difficulties in passing the exams in the first years, which influences the attrition rate as well as the duration of the study period. The process of selecting the students is a matter of university autonomy.

The number of foreign students who enroll in the Faculty of Veterinary Medicine, both from the EU and non-EU countries, is constantly increasing as can be seen in **Table 7.2.1**.

Regarding the average duration of the studies, the majority of students complete the studies during the period allocated to the veterinary curriculum by the Ministry of Education (*see table 7.2.3*).

In order to prevent prolonged study period, consultations are offered at each discipline, by the teachers during the entire academic year.

Suggestions for improvement on Standard 7.

The selection process is a legal one and is the usual way of enrolling students at the national level.

To complete the selection process, an interview or a multiple choice test could be introduced to improve the contest result, only if this system shall be implemented at the national level to ensure equality of chances. In order to prevent prolonged study periods, programmed tutorial activities, especially in the first year, are necessary. These should be organized as extracurricular activities.



8.

Student assessment

7. Student admission, progression and welfare

8.1 The Establishment must ensure that there is a clearly identified structure within the Establishment showing lines of responsibility for the assessment strategy to ensure coherence of the overall assessment regime and to allow the demonstration of progressive development across the programme towards entry-level competence.

The student assessment process within the VMF is done according to the following BUASVM regulations: Regulation regarding students' professional activity in the University of Agricultural Sciences and Veterinary Medicine of the Banat "King Michael I of Romania" from Timisoara (R040, <https://www.usab-tm.ro/utilizatori/calitate/file/regulamente/en/r040en>)

Code of student rights and obligations within the University of Agricultural Sciences and Veterinary Medicine of the Banat "King Michael I of Romania" from Timisoara (R060, <https://www.usab-tm.ro/utilizatori/calitate/file/regulamente/R060.pdf>)

Regulation on the general framework for organizing and conducting student practice (R006, <https://www.usab-tm.ro/utilizatori/calitate/file/regulamente/R006.pdf>)

Regulation regarding the initiation, approval, monitoring and periodic evaluation of study programmes (R015, <https://www.usab-tm.ro/utilizatori/calitate/file/regulamente/R015.pdf>)

Regulation regarding the organization of graduation exams (Bachelor's and Master's degrees) at the University of Agricultural Sciences and Veterinary Medicine of the Banat "King Michael I of Romania" from Timisoara for the academic year 2018/2019 (R038, <https://www.usab-tm.ro/utilizatori/calitate/file/regulamente/R038.pdf>).

These documents are prepared by the process owners and are subject to academic debate.

Proposals for improvement are discussed and approved in the Commission for Assessment and Quality Assurance, the Administration Board, and the final form is discussed and approved by the BUASVMT Senate.

Description of the general student's assessment strategy of the Establishment

According to R040, the procedures specific to the students' assessment process are described and made public through the Discipline Record (BUASVMT - FPG 001-10A, BUASVMT - FPG 001-10B, <https://www.usab-tm.ro/ro/documente-usamvbt-80/proceduri-11209>), curricular document available to the student throughout the academic year.

The discipline record contains the following information: the name and the code of the discipline, its holder (s), the semester in which it is studied, the total estimated time for teaching activities, the preconditions and conditions for teaching activities, the specific competences, the objectives of the discipline, the content of the courses, the practical works, seminars or clinics, the related credits, the minimum required bibliography, the corroboration of the content of the discipline with the expectations of the epistemic community, professional associations and employers, the student assessment system (examination methods and percentage of different tests).

A copy of the discipline record is displayed on the notice board and is uploaded in the E-learning section on the BUASVMT website.

Teachers have the obligation to inform students and explain the assessment procedures during their first meeting at the beginning of each semester.

In order to take the exams, there are two ordinary sessions of three weeks (winter session, summer session) and re-examination sessions according to the structure of the



7. Student admission, progression and welfare

academic year. (<https://www.usab-tm.ro/ro//structura-anului-universitar-10038>, https://www.usab-tm.ro/utilizatori/medicinaveterinara/file/STRUCTURA%20anului%202019_2020%20ENG%282%29.pdf).

The scheduling of the exams is done by the titular teachers together with the student representative, and it is brought to the attention of students.

Generally, the final exams are taken orally. By way of exception, with the approval of the Faculty Council Office, the exams can be taken in written form or grid tests. In this case, students who do not get the promotion grade will be examined orally the same day. The oral examination will be held, according to the legal provisions, before a commission made up of at least two members, one being, necessarily, the holder of the course, assisted by the teacher who led the practical work or another specialized teacher.

The assessment procedures are described in the *Discipline Record*.

The day and time of the exams will be approved by the deans, at the proposal of the student groups, with the consent of the titular teacher.

Description of the specific methodologies for assessing the acquisition of:

-) theoretical knowledge

The formative and summative assessment of the theoretical knowledge is carried out in all disciplines, the examination form being: oral examination, grid examination, written examination. The oral examination consists of a discussion that can take an average of 20 minutes, depending on the number of subjects, through which the theoretical knowledge, the critical and associative thinking skills of the student, the communication skills, the use of specialized language are evaluated.

-) pre-clinical practical skills

During the practical activities carried out in the fundamental and preclinical disciplines, students acquire practical skills that will be

evaluated in the practical examination held for these disciplines.

-) clinical practical skills

Clinical practical skills are assessed daily by the guiding teacher, during the activities carried out within the clinical disciplines and the activities carried out in the Veterinary Clinics. The learning of the different practical skills is recorded in the Log-book. The summative assessment is made within the final theoretical and practical examination.

-) soft skills (e.g. communication skills, team player, dealing with pressure, strong work ethic, positive mental attitude, flexibility, time management, self-confidence, dealing with criticism, ...)

These skills are checked in the Veterinary Clinics on the occasion of taking part in solving the current veterinary casuistry: retrieving the anamnesis, talking with the owner of the animal, assisting in the treatment, solving the case in due time, supporting opinions in front of the working group coordinator, team working, presenting clinical cases in front of colleagues and the guiding teacher.

8.2 The assessment tasks and grading criteria for each unit of study in the programme must be published, applied consistently, clearly identified and available to students in a timely manner well in advance of the assessment. Requirements to pass must be explicit. The Establishment must properly document the results of assessment and provide the students with timely feedback on their assessments. Mechanisms for students to appeal against assessment outcomes must be explicit.

All references to the minimum standards regarding student activity within a study discipline can be found in the discipline record, the curricular document available to the student and displayed throughout the academic year at the notice boards of the disciplines.

Description of the processes for ensuring the

7. Student admission, progression and welfare

advertising and transparency of the assessment criteria/procedures

The form of student assessment is provided in the curriculum. The assessment procedures and criteria are described in the Discipline Record.

The discipline records are displayed on the notice boards and posted on the e-Learning platform. The way the examinations are carried out and the requirements imposed by the titular teachers, inscribed in the discipline records, are brought to the attention of students at the beginning of each semester, at the first meeting with the students. The requirements imply the presence at the teaching activities, the conduct of individual study activities, and their percentage in the final grade, the promotion of colloquiums and of partial examinations. The objectives pursued during the examination, the area of the subjects required for the examination and the criteria according to which students will be assessed are also specified in the discipline record. The objectives of the learning process are in accordance with the provisions of ESEVT

Day One Competences.

It indicates the minimum bibliography for the examination, as well as for the problems, applications, case studies that will be on the exam papers. In order to ensure the transparency of the examination process, the oral and practical exams are held before a commission composed of at least 2 members, one being the course titular.

Description of the processes for awarding grades, including explicit requirements for barrier assessments

To take the exam, the course titular writes a number of topics described on the exam tickets, which must be signed by the exam. Students must be informed of the objectives pursued by assessment, which is the area of the subjects required for the examination and after which the criteria they will be evaluated.

Students should be provided with a minimal bibliography to take the exam, as

well as the problems, applications, exercises and case studies that will be written on the exam tickets.

The way of taking the exams is established, for each discipline, at the beginning of the semester and is brought to the attention of the students, by posting, along with the requirements imposed by the head teacher for the entrance examination (attendance at the teaching activities, the creation of laboratories, drawing up portfolios, drawing up projects, etc.). Also, teachers have the obligation to establish and communicate to students the minimum knowledge required to pass the exam.

The marking of the student's answers to exams, colloquiums, checks during the course, projects is made from 10 to 1, expressed in whole numbers, the minimum mark of promotion being 5.

The method of calculating the grade is described in the discipline record and must be made known to the students. The percentage of the exam in the final grade is 40-60% (according to the Decision of the Administration Board no. 1180/26.02.2014).

In each discipline, the student can take the exams twice for free. If the student does not obtain promotion notes after the second presentation, he/she has the right to present himself/herself in the re-examination session, after paying the re-examination fee, in the amount established by the University Senate. Students who have credits from previous years may attend the examination in the exam sessions (ordinary, re-examination) scheduled in the current academic year, against an examination fee set by the University Senate.

The marks are uploaded in the BUASVMT website (link intranet: <https://intranet.usab-tm.ro/learning-cursuri>). The display of marks (in the case of the written exams) will be done by indicating the code of the student assigned to him at the time of enrolling in the admission contest.

Each discipline has only one final grade in a semester. The marks are compulsorily entered in the student card.



7. Student admission, progression and welfare

The period of examination sessions is established annually, by the University Senate, by approving the structure of the university year (https://www.usab-tm.ro/utilizatori/medicinaveterinara/file/STRUCTURA%20anului%202019_2020%20ENG%282%29.pdf).

The day and time of exams, for all forms of education, are approved by the deans, at the proposal of the student groups and with the consent of the titular teacher. The scheduling of the exams is established in groups and is brought to the attention of students by displaying on the notice board, at least two weeks before the beginning of the exam session.

Description of the processes for providing to students a feedback post-assessment and a guidance for requested improvement

For oral exams and practical exams, feedback is provided immediately by the teacher, who explains and draws the student's attention to learning and comprehension deficiencies, and proposes solutions for improvement.

The teachers also provide feedback for written exams, especially since the student who was not promoted is present on the same day for the oral exam.

Another form of feedback is the formative assessment of the knowledge in the courses and of the clinical training, for example the organization of partial examinations during the semesters.

The teachers are available and allocate time for further training and improvement of students' knowledge during the consultation hours; the consultations' schedule is displayed at the notice board of each discipline throughout the academic year.

In addition, first year students can benefit from additional training within the project "Support for the students of the Faculty of Veterinary Medicine, from the first year of study, at risk, in order to ensure the academic success" (project ROSE MV AG183/SGU/NC/II, financed by the Loan Agreement No. 8481-RO signed between the

Government of Romania and the International Bank for Reconstruction and Development and ratified by Law No. 234/201).

Following the analysis of results obtained during the period 2013-2018, the disciplines (anatomy, histology, physics, chemistry) and the categories of students with high school dropout risk were identified, so that 75 first year students benefit from additional training within the hours of remedial activities. Within the project, 15 hours of remedial activities are performed for each discipline, supported by titular teachers.

In addition, year-round tutor identifies poorly performing students and provides support and guidance throughout their studies.

Moreover, students benefit from psychological counselling and career counselling, activities organized within the Career Counselling and Guidance Centre of BUASVMT Timisoara (CCGC) (<https://www.usab-tm.ro/ro//consiliere-11695>).

This presents the plan of activities of the CCGC-VMF for the year 2020, and represents the activity report (https://usab-tm.ro/utilizatori/medicinaveterinara/file/anexa_Raport%20activitati%20%20CCOC%20FMV%202019.pdf) of the CCGC of the VMT for the year 2019, from which the students of all years of study have benefited and which includes:

- stress management counselling activities,
- counselling activities on learning management
- modern learning methods
- career orientation
- activities to develop empathy and team spirit
- study trips
- facilitating meetings with employers.

The teachers of the VMT, members of the CCGC, the tutors of the year, psychologists, and representatives of the business environment are involved in these activities.

Description of the appeal processes against assessment outcomes

Appeals regarding the results of the



7. Student admission, progression and welfare

assessment process may be submitted to the faculty secretariat within two working days from the publication of the results. The appeal is resolved by the Faculty Council within 3 working days from the date of submission.

8.3 The Establishment must have a process in place to review assessment outcomes, to change assessment strategies and to ensure the accuracy of the procedures when required. Programme learning outcomes covering the full range of professional knowledge, skills, competences and attributes must form the basis for assessment design and underpin decisions on progression.

The discipline records are drawn up annually by the titular teacher.

The department director analyses the content and asks for changes in case of inconsistencies; the discipline records are subject to debate in the VMF Council, which approves the assessment strategies set by the departments.

The commission for monitoring the study programmes that meet annually, whose members are teachers, students, stakeholders, analyses the evolution of the teaching process and makes proposals to improve the curriculum and the examination mode.

In the Teaching Commission, the results of the students are analysed after each session, and proposals are made to improve the performances. Consultations are held in order to increase the motivation of students with poor results.

Description of the link between learning outcomes and assessment design

The correlation between the components of the didactic strategy is rigorously realized in the Subject outlines from the Veterinary Medicine curriculum.

The specific competences of each Study discipline (Subject) - professional (cognitive and functional-action) and transversal, together with the general and specific

objectives of the Subject become criteria for assessing the learning outcomes. The assessment design used is also clearly specified in the Subject outlines, for each category of didactic activity (course, seminar, and laboratory) and includes the criteria and methods of student evaluation and scoring.

The assessment criteria are derived from the competences and objectives of each Subject and are aimed at the following learning outcomes: skills, abilities, knowledge and attitudes that make up the competences acquired by students at the end of a Study discipline.

8.4. Assessment strategies must allow the Establishment to certify student achievement of learning objectives at the level of the programme and individual units of study. The Establishment must ensure that the programmes are delivered in a way that encourages students to take an active role in creating the learning process, and that the assessment of students reflects this approach.

The disciplines in the curriculum are structured with the purpose of building knowledge and developing skills starting from the basic disciplines to the preclinical and then clinical ones so that the students gradually acquire the skills necessary to practice the profession.

At the end of the academic year, the curriculum provides three weeks of practice based on the accumulated knowledge, but it also challenges students to develop their skills and competences in order to achieve the objectives of practical work. The year of studies is considered completed when the student has promoted all the disciplines provided in the education plan for the respective year of study, under the conditions of the R040 regulation and he/she has accumulated the number of credits established. The student who has unsuccessful exams can be enrolled in the higher education year, but his passing is based only on his credits.

The conclusion of the student's school



7. Student admission, progression and welfare

situation is completed after the fall session at least 3 days before the start of the new academic year. The promotion in the following year of study, from the same cycle, is conditioned by obtaining in the previous year of study a minimum of 2/3 of the total credits allocated to the respective year or the accumulation of a maximum of 20 outstanding credits from the previous year.

The results obtained by the FVM students are analyzed periodically, after each exam session, or whenever the situation requires it by the tutors of the year, within the disciplines and departments and is presented in the Faculty Council.

The situation regarding the results obtained by the students in the professional training activity but also in related activities (cultural-artistic, sports) is used by the academic structures of the BUASVM to highlight and stimulate the students who achieve special performances in the professional training process and it provides the necessary conditions for the identification and recovery of students who have had inadequate results in the professional training process.

In the category of students who achieve outstanding performances in the professional training activity there are included those students who obtain, after the scheduled sessions of exams, at least the average 9.50 or achieve remarkable performances in the scientific research activity.

In the category of students with inadequate learning results there are included students who do not fit in the minimum requirements regarding the didactic activity established by specific regulations (the presence and participation in the specific didactic and practical training activities, the passing of revisions and exams), those who frequently are in need to resit the exams and have an average of exam grades of less than 6.00.

Students who achieve outstanding performance in the training activity (didactic and scientific research) can be stimulated and rewarded by:

- awarding of performance or merit-

based scholarships, in accordance with the regulations for awarding these forms of stimulation to the deserving students (R001);

- issuing camp tickets for holidays;
- awarding diplomas of merit or excellence;

- granting other forms of material stimulation from own funds of BUASVM;

- tuition fee reduction;

- selection and support for obtaining scholarships in the country and abroad through different mobility programs for students (R049);

- selecting and supporting students for participating in student, national / international scientific events and publishing materials resulting from their individual research activity;

- material support from the BUASVM for activities that concern in particular the professional training of the students and, as the case may be, the cultural-artistic and sports activities;

-posting special professional performances on the university's website;

- counseling in order to complete their professional training and in choosing the professional career;

- engagement in contract research groups;

-integration in professional associations;

- facilitating the connection to the national and international academic circuit.

In order to prevent situations that lead to a lack of performance in the professional training of students, the tutor will monitor the activity of each student individually.

The students with difficulties in the professional training activity will be alerted by the teachers from the discipline, and the situation of these students will be brought, in advance, to the knowledge of the tutors of the year and the dean of the faculty.

In order to recover the students who have difficulties in the professional training process, the teachers from the disciplines in which the students do not fulfill the minimum requirements and / or the Faculty Council adopt the following measures:

- analyzing each case individually, adapting, in particular, the strategy aimed at



7. Student admission, progression and welfare

recovering students with poor teaching results;

- establishing programs for the recovery of the activities of practical works and of consultations for courses, in the case of students with reduced performances at teaching due to the lack of frequency in the didactic activities; recovery of the practical work (seminars, clinics) will be done by the scheduled exam date;

- monitoring the recovery process of students with inadequate learning outcomes will be done through tutorial actions;

- engaging their colleagues and, as the case may be, of the student associations in the recovery actions of the students;

- periodic analysis in the Faculty Council of the results of the activity of recovery of students with difficulties in the professional training activity.

Another measure that stimulates the active participation of students is provided in Law no. 224/2005 according to which at the beginning of each academic year, the places financed from the state budget that remain available are evaluated, to be filled in by the students enrolled with tuition fee.

The places financed from the state budget remain available insofar as the students who occupy them do not meet the criteria and standards of performance established by the University Senate (accumulation of credits necessary to promote a year of study) or from other motives.

The occupancy of the remaining available places is done on the basis of the classification of the students with a tuition fee, in relation to the degree of fulfillment of the performance criteria and standards, stipulated in the contract of university studies.

Students who have lost their places financed from the state budget can however continue their studies.

For active participation in the learning process, students can enroll in the "Academic Development Volunteer Program (VADA) (<https://www.usab-tm.ro/utilizatori/calitate/file/regulamente/R089.pdf>) which allows integration of students as volunteers in the research activities carried out within the FVM.

Another possibility of active participation in the learning process is the integration in the ROSE project described above, as well as the participation in the activities organized by the CCGC-FMV.

8.5 Methods of formative and summative assessment must be valid and reliable and comprise a variety of approaches. Direct assessment of clinical skills and Day One Competences (some of which may be on simulated patients), must form a significant component of the overall process of assessment. It must also include the quality control of the student logbooks in order to ensure that all clinical procedures, practical and hands-on training planned in the study programme have been fully completed by each individual student.

The theoretical and practical competences acquired by students are in agreement with the ESEVT Day One Competences.

The acquisition of these competences is permanently subjected to the formative assessment in the partial examinations, the discussions, the case studies and the practical activities, but also the summative assessment in the final examinations for each discipline.

The ESEVT Day One Competences are also evaluated in the diploma exam for obtaining the title of "veterinary doctor" (see Annex 8.5.1.).

Since the first year, students have access to the Log-Book (<https://www.usab-tm.ro/utilizatori/medicinaveterinara/file/Caiet%20competente%20final.pdf>), a document that contains all the necessary procedures in the clinic, in practice and in contact with live animals and at necropsies.

They are structured in correlation with the disciplines studied in each study year. At the end of the study year, during the practice colloquium, the tutor of the year examines each student for the completion of the clinical procedures, practical and hands-on training planned in the study programme, according to the curriculum and in accordance with the ESEVT Day One Competences (see Log-book).

7. Student admission, progression and welfare

The competences acquired during the internships, in accordance with the ESEVT Day One Competences, are registered in the Practice Portfolio at the Convention on the practice internship in the undergraduate or master's degree programmes (R006).

The evaluation of the professional training of the practitioner is carried out throughout the internship, both by the managers designated by the practice organizer, as well as by the tutor designated by the practice partner.

At the end of the internship, within the practice colloquium, the year tutor evaluates the student's activity based on the student's individual attendance record, the tutor's report on the student's practice activity, the practice book.

Comments on Standard 8

The method of oral examination is found mainly in the curriculum and represents between 40-60% of the final mark.

The difference is represented by the results obtained in the practical examination, which has a higher percentage in the clinical disciplines.


The suggestions from the Teaching Committee and stakeholders are taken into consideration and implemented so as to improve the way of examining students.

Suggestions for improvement on Standard 8

An electronic system monitoring a student's career should be available to the AS to verify specific barriers related to assessment procedures.

A careful investigation should be carried out to check if student career interruption is actually due to assessment issues or to personal motivations.

Due to the permanent in and out comings the CCGC has a more and more important role in increasing the students' progress.



9.

Academic and support staff

9. Academic & Support Staff

9.1. Description of the global strategy in order to ensure that all requested competences for the veterinary programme are covered and that staff are properly qualified and prepared for their roles

From a structural and organizational point of view, the Faculty of Veterinary Medicine (FVM) of Timisoara consists of four departments:

- Department I (Preclinical education);
- Department II (Clinical Education I);
- Department III (Clinical Education II);
- Department IV (Animal Production and Veterinary Public Health).

The departments provide the organized framework regarding the coordination of the

teaching activities and of the scientific research at the level of the university studies programmes (R070/4 - Regulation of organization and functioning of the Faculty of Veterinary Medicine <https://www.usab-tm.ro/ro/documente-usamvbt-80/regulamente-11210>).

The higher education system in Romania includes four teaching degrees: Professor, Associate professor, Lecturer, and Assistant professor.

The synoptic situation of the number of teaching staff, according to the teaching degree, from FVM Timisoara, is shown in table 9.1.1.

Table 9.1.1.

Synoptic situation of the number of teaching staff during 2016 -2019

Teaching degree	2018-2019		2017-2018		2016-2017	
	No	%	No	%	no	%
Professor	13	22.03	14	22.95	17	26.15
Associate professor	9	15.25	10	16.39	10	15.38
Lecturer	24	40.67	23	37.70	21	32.30
Assistant professor	13	22.03	14	22.95	17	26.15

9.2. The total number, qualifications and skills of all staff involved with the programme, including teaching staff, ‘adjunct’ staff, technical, administrative and support staff.

Occupation of the teaching positions is made only by competition, organized according to the Law of National Education no. 1/2011, H.G. no. 457/2011, the University Charta and its own regulations (University Charta; R039 - Methodology regarding the occupation of teaching and research positions, R061 - Regulation regarding the occupation of university assistant and research assistant for a fixed period <https://www.usab-tm.ro/ro/documente-usamvbt-80/regulamente-11210>).

The teaching staff meets the legal requirements for occupying teaching positions.

The positions and teaching norms in the positions chart are constituted according to the law. The teaching staff in the university is considered for accreditation for a single teaching norm, constituted according to the

law. In addition to the academic staff, the teaching activity is also ensured by doctoral students and associate teachers (see Table 9.2.1. and fig. 1).

Academic staff is competent to teach in all areas of the curriculum. Part of the disciplines, such as foreign languages, biomathematics, biochemistry, sports, pedagogy, etc., are taught by staff from other departments of the University.

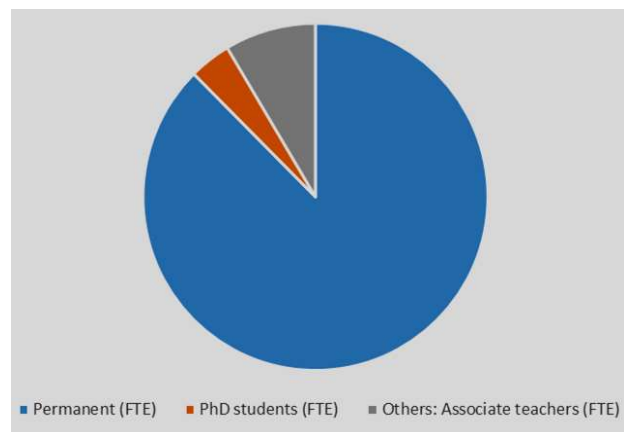


Figure 9.1. Academic Staff of the Veterinary Programme

9. Academic & Support Staff

All teachers who teach clinical science are veterinarians.

Full-time PhD students are involved in teaching activities, on average, six hours of teaching activity per week, starting with the second year of doctoral studies.

As shown in **Table 9.2.2**, over 85% of the teachers are graduates of the Faculty of Veterinary Medicine.

In category of support staff responsible for the care and treatment of animals veterinarians specially employed for the monitoring and treatment of hospitalized animals is also included. They perform these activities outside of clinical hours.

Support staff from the veterinary clinic and Laboratory animals' facility supplies the feed and water and also ensure animal lodgment hygiene.

Support staff associated with the departments has responsibilities mainly in research activities, animal care, teaching support and administration.

The responsibilities of support staff include administration; secretarial activities, maintenance, etc. (see **Table 9.2.3**). Of the total academic staff, on average, 96.2% have a doctoral degree in science (see **Table 9.2.1a**).

Table 9.2.1.
Academic Staff of the Veterinary Programme

Type of contract	2018-2019	2017-2018	2016-2017	Mean
Permanent (FTE)	61.51	62.81	66.76	63.69
Temporary:				
Interns (FTE)	0	0	0	0
Residents (FTE)	0	0	0	0
PhD students (FTE)	2.65	2.83	3.08	2.85
Practitioners (FTE)	0	0	0	0
Others: Associate teachers (FTE)	11.67	8.96	4.04	8.22
Total (FTE)	75.83	74.60	73.88	74.77

Table 9.2.1.a
Percentage (%) of PhD in academic staff

PhD diploma	2018-2019		2017-2018		2016-2017		Mean	
	no	%	No	%	no	%	no	%
Permanent (FTE)	57/59	96.61	59/61	96.72	62/65	95.38	178/185	96.21

Table 9.2.2.
Percentage (%) of veterinarians in Academic Staff

Type of contract	2018-2019	2017-2018	2016-2017	Mean
Permanent (FTE)	70.43%	74.38%	80.69%	75.16%
Temporary (FTE)	16.68%	13.48%	7.12%	12.42%

Table 9.2.3.
Support staff of the Veterinary Programme

Type of contract	2018-2019	2017-2018	2016-2017	Mean
Permanent (FTE)	68.57%	72.38%	78.50%	73.15%
Temporary (FTE)	18.88%	15.80%	9.67%	14.78%

The number of hours of teaching activity is dependent on the teaching degree. Thus, **Professors** have an average norm of 11 hours per week (308 hours per year), **Associate professors** have, on average, 13 hours per week (364 hours per year), **Lecturers** have an average of 14 hours per week (392 hours per year), and for **Assistant professors** the average

teaching norm is 14.5 hours (406 hours per year).

Alongside the teaching activity, all teachers carry out research activities.

Moreover, the load of the teaching norm is in inverse correlation with the research performance.

The research performance is evaluated annually, for all academic staff, through the

9. Academic & Support Staff

self-assessment sheet. According to the methodology regarding the occupation of the teaching positions in BUASVM Timișoara (R039 - <https://www.usab-tm.ro/ro/documente-usamvbt-80/regulamente-11210>), the registration for the competition for the occupation of a teaching position is conditioned by the graduation of a psycho-pedagogical training programme, attested by a graduation diploma (certificate).

Moreover, the academic staffs has followed, over time, different forms of pedagogical preparation-improvement in the form of organized courses, included in projects that aimed at increasing the quality of the teaching process.

9.2.1. Prospected number of FTE academic and support staff of the veterinary programme for the next 3 academic years

For the next three years, the number of teachers is expected to increase in order to improve the teacher/student ratio. In addition, we can see the increase in the number of employees as support staff (Strategic

Plan for institutional development of the Faculty of Veterinary Medicine Timișoara, between 2016 and 2020 <https://www.usab-tm.ro/ro/facultate/facultatea-de-medicina-veterinara-timisoara>).

9.2.2 Description of the formal programme for the selection and recruitment of the teaching staff and their training to teach and assess students (including continuing education)

The distribution of the academic staff in the departments and the faculty is according to the requirements of the educational process, the available budget and the legislation in force. According to the Law of National Education no. 1 of 2011 and the University Charta of BUASVM Timișoara (https://www.usab-tm.ro/utilizatori/calitate/file/carta_univ-usamvbt.pdf), the selection of the academic staff is based on theoretical skills, practical skills and research activities.

The departments and the Faculty Council periodically analyse the teaching needs and establish the contests for the academic positions, according to the available budget. Candidates must obtain the approval of the Quality Assurance Commission and of the Faculty Council, based on the competitive selection. For the teaching degrees of Assistant Professors and Lecturers, the Faculty Council establishes a commission coordinated by the head of department, who evaluates the candidate's theoretical knowledge and practical skills, as well as meeting the minimum requirements for the position.

For the positions of Associate Professor and Professor, a commission composed of specialists from the country and/or from abroad is proposed. The commission evaluates the teaching activity and the performances in research, taking into consideration the fulfilment of the minimum requirements for taking up these positions.

Based on the conclusions and recommendations of the commission, the Faculty Council and the University Senate approve (or not) the result of the contest. Finally, the National Council for the Certification of Titles, Diplomas and University Certificates (CNATDCU) validates the decision to appoint and award the corresponding university degree, by the University.

9.2.3. Description of the formal programme for the selection, recruitment and training to perform their specific duties (including continuing education) of the support staff

The teaching and research activity is carried out with the involvement of the support staff, employees of the University. The selection and recruitment of the support staff is made through a public contest, organized by the University, according to the needs of the Faculty and the financial possibilities of the University.

The criteria for evaluating candidates are based on personal competences and skills and previous experience relevant to the specific requirements for the position.

9. Academic & Support Staff

A commission made up of teachers and the representative of the Human Resources Department carries out the examination of the candidates.

The evaluation consists of the CV analysis, a written test and a practical test. The support staff in the laboratories is trained periodically by teaching staff and the qualified personnel in the purchase of equipment and devices or in the periodic reviews, of their maintenance.

9.2.4. Description of the formal rules governing outside work, including consultation and private practice, by staff working at the Establishment

Romanian legislation allows academic, support and research staff to carry out various professional activities outside the University, including consulting and treating animals, professional consulting, production and marketing of medicines and other veterinary products.

The University Senate and the Faculty Council do not restrict the right of the personnel to carry out such activities.

9.3. Description of the peculiarities of the work contract for academic staff (e.g. permanent versus temporary, balance between teaching, research and services, continuing education)

The academic staff of the Faculty of Veterinary Medicine is employed on the basis of a collective labour agreement (<https://www.usab-tm.ro/ro/documente-usamvbt-80/regulamente-11210>).

The university norm includes the teaching norm and the research norm. The weekly teaching norm is quantified in conventional hours and is of at most 16 conventional weekly hours, calculated as an average, in the two semesters of the academic year.

The activities in the research norm are established on a contract basis, being remunerated according to the legislation, the University Charta and the contract provisions. The research contract establishes both the

method of effective payment and the amounts established, according to the legislation in force.

Teachers who have achieved performance in the research activity, demonstrated by the annual self-assessment sheet, have a lower than average teaching norm.

Regarding lifelong learning, the academic staff participates in scientific symposiums, congresses, as well as short-term professional development courses, organized in the country and abroad.

9.4. Description of the formal programme for the appraisal, development, promotion criteria and procedures, supporting and mentoring of both academic and support staff

The principle of professional competence is applied to the policy of recruitment and promotion of teachers and researchers.

The selection and promotion of the teaching and research staff is done in accordance with the Law on National Education no. 1/2011, as subsequently amended and supplemented, H.G. no. 457/2011 on the approval of the Methodology - competition framework for filling the vacant teaching and research positions in higher education, with subsequent completions and modifications, the University Charta, as well as with the Internal Regulations of the Establishment.

The criteria for evaluating the professional performance of the teaching and research staff are approved by the Senate, depending on the teaching position in question. All positions are filled by competition.

The occupation of a teaching position is done according to the professional competence, according to the law. Available teaching positions shall be established following an analysis, at department level, with the agreement of the Department Council and the Faculty Council.

Maintaining a person in a teaching or research position is conditioned by his/her scientific and teaching performance.

The rights and obligations of the

9. Academic & Support Staff

employees are those stipulated in the individual labour contract, the collective labour agreement at institution level, the University Charta, the organization and functioning regulations of the university, as well as those arising from the legislation in force. When evaluating the individual performance regarding the scientific research of the teaching staff and the researchers, the following are taken into consideration: the presence in the national and international scientific publications, the published books, the presence at the international scientific events, the affiliation with academies, societies or prestigious scientific organizations from the country or abroad, the activity in professional organizations and in publishing houses in the country and abroad, the involvement in the organization of the research activity, as well as in the research projects financed by grants or contracts.

Promotion in teaching positions is made according to the laws and regulations of BUASVM Timisoara, being conditioned by the scientific research activity, the importance and the number of grants, the level and place of publication of the scientific works.

Teachers and researchers with outstanding research performances are supported by appropriate financial policies to carry out and develop their scientific research programmes (R023 - Regulation of organization and functioning of the teaching departments <https://www.usab-tm.ro/utilizatori/calitate/file/regulamente/R023.pdf>).

9.5. Description of the formal system in place for assessing the teachers by the students

The evaluation of teachers by students is carried out on the basis of a template form, called "Questionnaire for the evaluation of the teacher by the students" (code USAMVBT - PG001-FR022-06 <https://www.usab-tm.ro/utilizatori/calitate/file/regulamente/R022.pdf>), approved by the BUASVMT Senate.

The Academic staffs are evaluated annually by the students, in two evaluation sessions. The evaluation of the teacher by the

students is confidential, the questionnaires being anonymous.

Teachers will be evaluated once a year in one of the two sessions at a discipline in their basic teaching norm. In the case of the Temporary Staff (Associate teachers and PhD students), the evaluation shall be done under the same conditions as the titular teachers, in one of the disciplines.

The evaluated teacher does not have direct access to the evaluator's identity.

The processing of data obtained from the evaluation shall be done by the the person in charge of Quality Assurance at Department level (RAC-D), by calculating the means corresponding to each criterion of assessment, which will be included in the "Report of evaluation of the teaching staff by students" (code USAMVBT - PG001- FR022-10 <https://www.usab-tm.ro/utilizatori/calitate/file/regulamente/R022.pdf>).

The comments and suggestions from the questionnaires are centralized in the report, without any modification to their content, in two copies; one of them is given to the involved Academic staff.

The Quality Assurance Officer at the Faculty informs the Faculty Council annually about the overall results of the evaluation of the Academic staff by the students.

The Commission for Quality Assurance Coordinator of BUASVMT informs the University Senate annually about the overall results of the evaluation of the Academic staff by the students and the proposals for improvement of the Faculties (R022 - Regulations regarding the periodic evaluation of the quality of the teaching staff <https://www.usab-tm.ro/utilizatori/calitate/file/regulamente/R022.pdf>).

9.5.1. Description of how and by who the strategy for allocating, recruiting, promoting, supporting and assessing academic and support staff is decided, communicated to staff, students and stakeholders, implemented, assessed and revised

9. Academic & Support Staff

Depending on the teaching and research needs, the requests regarding the allocation, recruitment and promotion of the academic and support staff are made by the each Head of the Department and are addressed to the Dean and the Faculty Council.

In the Faculty Council the applications are analysed and, after approval, they are included in the Strategic and Operational Plans of the Faculty of Veterinary Medicine.

These Plans are made public on the Faculty / University website (<https://www.usab-tm.ro/ro/facultate/facultatea-de-medicina-veterinara-timisoara>).

9.6 Comments

In recent years, there has been a slight decline in the number of academic staff and support staff because of their retirement. Moreover, due to economic constraints, there are some difficulties in recruiting and sometimes even maintaining the teaching and support staff. However, by involving the associate teachers, the number of FTEs registered a slight increase in the year 2018-2019, compared to the year 2016-2017 (from 74.77 to 77.83).

Increasing the performance of the educational act requires increasing the number of members of the academic staff. In addition, a larger number of specialized technicians, both for research and teaching activities, condition the improvement and development of technical and administrative services.

9.7 Suggestions for improvement

A long-term strategic plan for increasing the number of Academic staff by recruiting high-performing PhD students, in order to be employed and integrated in the teaching and research activity, must be performed and followed. In order to improve the fulfillment of administrative and technical tasks in the didactic and research activity, it is necessary to increase the number of qualified support staff



10.

**Research programmes,
continuing and postgraduate
education**

10. Research programmes, continuing and postgraduate education

10.1. The Establishment must demonstrate significant and broad research activities of staff that integrate with and strengthen the veterinary degree programme through research-based teaching.

Description of how the research activities of the Establishment and the implication of most academic staff in it contribute to research-based veterinary education

The students and PhD students are involved in research activities - coordinated by

the academic staff of the faculty – activities realized and finalized with the participation of different scientific works at national and international symposiums and congresses.

Also, undergraduate students PhD students and academic staff actively participate in Erasmus+ program where students and teachers experience various activities in the field of veterinary medicine in other institutions from different states around the world. **Table 10.1.1.**

List of the major funded research programmes in the Establishment which were ongoing during the last full academic year prior the Visitation (AY*) (this table may be substituted by an Establishment list of ongoing research projects)

Crt. no.	Scientific topics	Grant / year (€)	Duration (years)
1	Optimization of the productive parameters in the agrodisi dairy cow farm by improving the diagnostic algorithm for <i>E. coli</i> infections in new-born calves and in cows with metritis	795742,524	2018 (1 year)
2	Ensuring excellence in the CDI activity within USAMVBT		2018-2020 (2 years)
3	Promoting excellence research in the field of biosecurity	(48150,02€)	2019 (1 year)

10. Research programmes, continuing and postgraduate education

10.2. All students must be trained in scientific method and research techniques relevant to evidence-based veterinary medicine and must have opportunities to participate in research programmes.

Description of how (undergraduate) students:

-) are made aware of the importance of evidence-based medicine, scientific research and lifelong learning;

-) are initiated to bibliographic search, scientific methods and research techniques, and writing of scientific papers

By actively participating in the scientific research (as collaborators of the disciplines or as volunteers) the undergraduate students are initiated in research laboratories – where they receive information and guidance regarding the search of the bibliographic search necessary for research.

They are initiated and guided in the use of the laboratory equipment, from veterinary clinics and farms, and not least – are taught how to write a paper or a scientific report based on the results obtained in their own research. Also, during the preparation of the graduating report – starting from the fourth academic year, it is mandatory for the students to have a part of their own research – in which to present details about this activity. In our faculty and university there is already a tradition in the participation of students and PhD students in the Symposium of the young researchers in veterinary medicine field - which is held in our faculty every November. During these symposiums the students and PhD students present scientific papers in plenary. The papers presented at the symposium are published in the journal of our faculty/university – which is indexed in international scientific database.

Description of how undergraduate students are offered to participate to research programmes on a non-compulsory or compulsory basis

In the research laboratories of the faculty, students have been received from several years of academic studies as volunteers - who carry out their activities according to a program well established by the coordinating professor, having research activities, medical activities in veterinary clinics (as visiting students accompanied by teachers), activities in animal farms (as students in practice under the careful attention of a veterinarian).

Also, students from our faculty actively participate as volunteers to help in the activities of the Erasmus program. Volunteering activities are carried out according to the provisions of the internal regulations (R089) of the university which stipulate the conditions under which the volunteering activity can be carried out.

Description of the minimum requirements for the graduation thesis (Master dissertation), its supervision and its assessment

In order for the students from the Faculty of Veterinary Medicine to be allowed to attend the graduation exam and to be able to present their diploma report, they must meet the following minimum conditions: to be integralists (without any unsuccessful exams); to be registered for the diploma thesis (graduation thesis); to have submitted the diploma report, according to the calendar displayed on the notice board at the secretariat of the faculty.

After the submission of the report for oral presentation, the report is verified by an anti-plagiarism programme, and after they get favourable anti-plagiarism report, the diploma report will be approved also by the coordinator teacher.

10.3. The Establishment must provide advanced postgraduate degree programmes, e.g. PhD, internships, residencies and continuing education programmes that complement and strengthen the veterinary degree programme and are relevant to the needs of the profession and society.

10. Research programmes, continuing and postgraduate education

Table 10.3.1.

Number of students registered at postgraduate clinical training

Specification	2018-2019*	2017-2018	2016-2017	Mean
Veterinary medicine PhD. **	10	15	10	11.66
Others (specify)	0	0	0	0
Total	10	15	10	11.66
Residents EBVS disciplines (specify)	0	0	0	0
ECVP	0	0	0	0
ECAR	0	0	0	0
ECVPH	0	0	0	0
Neuropathology training for ECVN	0	0	0	0
Total	10	15	10	11.66

* The last full academic year prior the Visitation

** PhD domain is Veterinary medicine which does not have any subdomain

Table 10.3.2.

Number of students registered at postgraduate research training

Degrees:	2018-2019	2017-2018	2016-2017	Mean
PhD veterinarian students	10	15	10	11.66
Others (Specify)	0	0	0	0
Total	10	15	10	11.66

Table 10.3.3.

Number of students registered at other postgraduate programmes in the Establishment but not related to either clinical or research work (including any external/distance learning courses)

Programmes:	2018-2019	2017-2018	2016-2017	Mean
-	0	0	0	0
Total	0	0	0	0

Table 10.3.4.

Number of attendees to continuing education courses provided by the Establishment

Courses in Counties from Romania	2018-2019	2017-2018	2016-2017	Mean
Arad	142	129	137	136
Bihor	221	224	216	220.33
Caras-Severin	33	37	34	34.66
Gorj	102	97	109	102.66
Hunedoara	189	194	183	188.66
Mehedinti	111	106	114	110.33
Timis	117	108	133	119.33
Total	915	895	926	912

Table 10.3.5.

Prospected number of students registered at post-graduate programmes for the next 3 academic years

Description	2020-2021	2021-2022	2022-2023	Mean
Post-graduate program - PhD	38	40	45	41
Other programmes (Specify)	0	0	0	0
Total	38	40	45	41

Description of how the postgraduate clinical trainings of the Establishment contribute to undergraduate veterinary education and how potential conflicts in relation to case management between post- and undergraduate students are avoided

Students, PhD students and volunteers carry out specific veterinary medicine activities based on a contract (studies or volunteering) in which the rights and responsibilities of each part are mentioned in order to prevent possible conflicts.

If, however, conflicts arise during the

10. Research programmes, continuing and postgraduate education

stages of the specific activities, the dissatisfied ones can address to the coordinating teacher which will be responsible for the case management in order to an amicable resolution of the situation.

Description of how the continuing education programmes provided by the Establishment are matched to the needs of the profession and the community

In collaboration with AGMVR and CMVR, Faculty organizes continuing education courses for field veterinarian practitioners (see Table 10.3.6.). Also, each year, the FVM together with BUASVM organizes the regional exhibition titled Banat Agralim (see <https://www.usab-tm.ro/ro/expozitia-11562>). During the three days of exhibition, more than 15,000 visitors were registered. The exhibition covered all fields of life sciences.

Table 10.3.1
Number of continuing education courses provided by the Establishment
(for details see Annex 10.3.6.)

Courses	2019-2020	2018-2019	2017-2018	Mean
Parasitology	7	6	7	6.66
Internal diseases	7+7	6	0	6.66
Pharmacology	7	0	0	2.33
Microbiology / Infectious diseases	7	7	7+7	9.33
Surgery	7	7	7	7.00
Animal Nutrition	0	7	7	4.66
Reproduction	7	8	7	7.33
Medical imaging	0	8	0	2.66
Clinical biochemistry	0	0	7	2.33
Toxicology	7	7	0	4.66
Welfare and animal farming	0	0	7	2.33
Total	56	56	56	56

10.4. The Establishment must have a system of QA to evaluate how research activities provide opportunities for student training and staff promotion, and how research approaches, methods and results are integrated into the veterinary teaching programmes.

The Faculty has a policy for quality assurance that is done by methods of assessment the teaching objectives, student performance and research objectives and forms part of the strategic management.

Regarding the research objectives the Faculty requires a yearly report from each teaching staff within the Self-evaluation report.

The research activity is taken into account for the general evaluation by the Head of Department and for the establishment of the score for the hierarchy according to teaching, research, publishing and social activities in the University community.

Veterinary teaching programmes are

assessed by the Faculty Commission for Initiation, Approval, Monitoring and Periodic Evaluation of Teaching Programs – CIAMPETP.

The Commission collaborates with the Dean in the analysis of the student teaching quality evaluation; reorganizes the undergraduate courses, according to the new BUASVM Decrees and European requirements; assign adequately the theoretical and practical teaching credits to the course modules; establish new courses and specialization; formulates criteria for recognizing exams and time periods spent by students in foreign Universities with specific reference to European teaching and research exchange programs.

The existence of international collaborations and programs, including exchange programs between the Faculty of Veterinary Medicine Timisoara with other Universities involved in ERASMUS programme, Socrates projects and other programmes provides opportunities for student

10. Research programmes, continuing and postgraduate education

and staff training.

Description of the mechanism used by the Establishment to ensure that its research activities contribute to research-based education.

Teaching and research facilities were improved with funds obtained from EU and the Romanian Government within the Impact Project [(01.03. 2009 – 28.02. 2012), financed by UE through POS CCE – 43,951,701 RON ≈ 12,000,000 Euro], also through a “*Graduation Program*” the faculty has obtained equipment for teaching and research activities with funds from the Romanian Government.

There is also The Ecological Agriculture and Food Safety Platform created with funds obtained in competition from Ministry of National Education modern facilities that offer a good training environment for students in the food safety field; in evaluating the risk and control critical points analysis in foodstuff of animal origin processing units.

Description of how (procedures) and by who (description of the committee structure) research, continuing and postgraduate education programmes organised by the Establishment are decided, communicated to staff, students and stakeholders, implemented, assessed and revised

The procedure for the organization and functioning of the Scientific Council (USAMVBT – PG 001 – R065) and for the organization and functioning of the continuing and postgraduate education programmes (USAMVBT – PG 001- R013) are well implemented, assessed and periodical revised. They are in accordance with the Law of National Education no.1/2011, with the amendments and subsequent additions.

The Scientific Council elaborates the Research Strategy, technological development and innovation of USAMVBT, which is submitted to the Administration Council and to the University Senate for approval.

In addition, the Scientific Council ensures the coordination, orientation and evaluation of

the research activity, development technology and innovation within the University.

The Scientific Council is made up of the Vice-Rector with research – innovation technological transfer as president and the deans with the scientific research activity from faculties.

The President may invite to the work of the Council, personalities, teachers and researchers with experience in university research, laboratory coordinators or leaders of the university research entities, as well as other subordinates.

The main responsibilities of the Scientific Council are:

- approving the results of the scientific research activity from BUASVMT,
- approving laboratories and research centres, other research entities from USAMVBT framework as well as their coordinators;
- verifying and approving all proposals for research projects;
- elaborating the annual Operational Plan for the implementation of the research, technological development and innovation strategy of the University, which is subject to approval for The Administration Board;
- following the way of carrying out and implementing all the projects developed in the University in the field of research, technological development, innovation, education, professional training, monitors the research activity - design- micro-production carried out within the university, in institutes, research centres, other research entities from University.

Within the Scientific Council, it also operates the Internal Approval Commission of the results of the scientific research from the BUASVMT, which has the role to evaluate, analyse and approve the results of the scientific research, development activity technology, scientific advice, expertise and other scientific activities carried out within the BUASVMT framework.

BUASVMT organizes postgraduate education programmes during one or more semesters, under a fee regime, based on an educational plan (BUASVMT code PG001-FR013-02), an integral part of the respective

10. Research programmes, continuing and postgraduate education

program.

These programs are approved by the DIDIFREP and by the Ministry of National Education.

Each postgraduate education programme is based on a study contract (USAMVBT code PG001 –FR013-01), which it is established between the student and BUASVMT.

Admission contest for these programmes is organized annually depending on the requests.

Graduates who have a bachelor's degree or equivalent can participate in the admission contest. Each postgraduate programme is finalized with a certification exam for professional competences which attests the competences assimilated by the postgraduate students during the programme.

The postgraduate student who passed the graduation exam of the program receives the certificate attesting the specific professional competences together with a descriptive supplement containing the school situation, the duration of the program, number of transferable credits accumulated, university qualification / standard occupational that was the basis of the development of the program and the competences or units of competence covered by the program, to correspond to COR, certificate issued by BUASVMT.

The improvement of the organization and development postgraduate training and professional development programs is done by association with other university and pre-university education institutions, profile institutions.

The FVM in collaboration with CVMR organize contests to obtain the professional degree of Primary Veterinary Surgeon (medic primar veterinar). Last national examination was carried out in November 2018 (see <https://www.usab-tm.ro/ro/primariat-2018-12015>)

These procedures are communicated to staff, students and stakeholders by posting them on the official web page of BUASVMT.

Comments on Standard 10

Our faculty makes sustained efforts to

ensure the entire academic community - consisting of students, PhD students, volunteers and professors - a functionally pleasant environment, trying to harmonize the theoretical and the practical part.

Teaching and research activities are presented to the under-graduated and Ph.D. students, and also to the volunteers in order to assure a theoretical solid fundament necessary for personal research-based graduation reports.

Romanian research activities need more financial support and in order to make this happen the teachers and PhD students are encouraged to apply nationally and internationally for research grants to improve the teaching and research activities.

In our faculty, there are organized different workshops or informative sessions where researches, medical, nutritional, analytical companies are invited to present the news regarding the equipment, methods, products, services for assuring a perfect environment for veterinary activities.

Suggestions for improvement on Standard 10

The faculty and university council are deeply involved in the research and teaching activities to ensure good resources for continuous improvement.

Furthermore, both the university and the faculty try to preserve good management regarding the financial resources, teaching and research needs, and also to assure the right support for teachers to help them in their theoretical and practical teaching activities.

The university and faculty staffs are actively participating in international congresses and exhibitions for promoting our faculty, our research and teaching facilities, in order to achieve the expected academic results



Indicators

ESEVT Indicators

Name of the Establishment:

Banat's University of Agricultural Sciences and Veterinary Medicine of Timisoara

Date of the form filling: **December 20, 2019**

Raw data from the last 3 full academic years

Nr crt	Raw data from the last 3 full academic years	2018 - 2019	2017- 2018	2016- 2017	Mean
1	n° of FTE academic staff involved in veterinary training	75,83	74,6	73,88	74,77
2	n° of undergraduate students	942	904	853	899,67
3	n° of FTE veterinarians involved in veterinary training	66,32	65,79	65,12	65,74
4	n° of students graduating annually	106	112	109	109
5	n° of FTE support staff involved in veterinary training	36	38	39	37,6666667
6	n° of hours of practical (non-clinical) training	1258	1258	1258	1258
7	n° of hours of clinical training	1170	1170	1170	1170
8	n° of hours of FSQ & VPH training	668	668	668	668
9	n° of hours of extra-mural practical training in FSQ & VPH	74	74	74	74
10	n° of companion animal patients seen intra-murally	4989	4477	4299	4588,33333
11	n° of ruminant and pig patients seen intra-murally	637	372	403	470,666667
12	n° of equine patients seen intra-murally	154	203	155	170,666667
13	n° of rabbit, rodent, bird and exotic patients seen intra-murally	182	167	169	172,7
14	n° of companion animal patients seen extra-murally	0	0	0	0,0
15	n° of individual ruminants and pig patients seen extra-murally	3384	1719	1028	2043,7
16	n° of equine patients seen extra-murally	267	254	248	256,3
17	n° of visits to ruminant and pig herds	66	61	57	61,3
18	n° of visits of poultry and farmed rabbit units	8	10	11	9,7
19	n° of companion animal necropsies	164	161	158	161,0
20	n° of ruminant and pig necropsies	220	198	322	246,7
21	n° of equine necropsies	3	2	2	2,3
22	n° of rabbit, rodent, bird and exotic pet necropsies	269	175	363	269,0
23	n° of FTE specialised veterinarians involved in veterinary training	27	28	29	28,0
24	n° of PhD graduating annually	2	5	3	3,3

Calculated Indicators

Calculated Indicators from raw data		VMF TM values	Median values	Minima l values	Balance
I1	n° of FTE academic staff involved in veterinary training / n° of undergraduate students	0,083	0,16	0,13	-0,043
I2	n° of FTE veterinarians involved in veterinary training / n° of students graduating annually	0,603	0,87	0,59	0,013
I3	n° of FTE support staff involved in veterinary training / n° of students graduating annually	0,346	0,94	0,57	-0,221
I4	n° of hours of practical (non-clinical) training	1258,000	905,67	595,00	663,000
I5	n° of hours of clinical training	1170,000	932,92	670,00	500,000
I6	n° of hours of FSQ & VPH training	668,000	287,00	174,40	493,600
I7	n° of hours of extra-mural practical training in FSQ & VPH	74,000	68,00	28,80	45,200
I8	n° of companion animal patients seen intra-murally / n° of students graduating annually	42,095	70,48	42,01	0,085
I9	n° of ruminant and pig patients seen intra-murally / n° of students graduating annually	4,318	2,69	0,46	3,854
I10	n° of equine patients seen intra-murally / n° of students graduating annually	1,566	5,05	1,30	0,268
I11	n° of rabbit, rodent, bird and exotic seen intra-murally / n° of students graduating annually	1,584	3,35	1,55	0,039
I12	n° of companion animal patients seen extra-murally / n° of students graduating annually	0,000	6,80	0,22	-0,223
I13	n° of individual ruminants and pig patients seen extra-murally / n° of students graduating annually	18,749	15,95	6,29	12,454
I14	n° of equine patients seen extra-murally / n° of students graduating annually	2,352	2,11	0,60	1,757
I15	n° of visits to ruminant and pig herds / n° of students graduating annually	0,563	1,33	0,55	0,015
I16	n° of visits of poultry and farmed rabbit units / n° of students graduating annually	0,089	0,12	0,04	0,044
I17	n° of companion animal necropsies / n° of students graduating annually	1,477	2,07	1,40	0,077
I18	n° of ruminant and pig necropsies / n° of students graduating annually	2,263	2,32	0,97	1,293
I19	n° of equine necropsies / n° of students graduating annually	0,021	0,30	0,09	-0,071
I20	n° of rabbit, rodent, bird and exotic pet necropsies / n° of students graduating annually	2,468	2,05	0,69	1,775
I21	n° of FTE specialised veterinarians involved in veterinary training / n° of students graduating annually	0,257	0,20	0,06	0,194
I22	n° of PhD graduating annually / n° of students graduating annually	0,031	0,15	0,09	-0,057

INDICATORS

Comments on Indicators

The number of companion animal patients seen intramurally / student is very close to minimal value of ESEVT Indicators.

Although the dynamics of the number of companion animal patients registered an upward curve, we identified two possible causes of this situation: the high number of specialized veterinary clinics on pets, in Timisoara and adjacent areas (48 veterinary clinics) and, on the other hand, the geographic location of VTH (CVU), close to the limit of the city, is detrimental to the number of pet patients.

Establishment has not encouraged extramural clinical activities for companion

animal patient, which is reflected in the value of the I12 indicator. Better health care and benefit to seeing more students the patient in VTH compared to the ambulatory clinic.

Suggestions for improvement on Indicators

Diversification of the veterinary services with new and interesting offers in the companion animals' field. In this regard, two new offers have appeared in VTH (CVU): renal dialysis in dogs and acupuncture in dogs and horses.



LIST OF ANNEXES

1. Annex 1.2.1. Structure of the Banat's University of Agricultural Sciences and Veterinary Medicine "King Michael the 1st of Romania" from Timisoara
2. Annex 1.2.2. The main attributions of the Faculty Authorities
3. Annex 2.1.-2.8. Financial documents
4. Annex 3.1.2. Report on the monitoring of study programs
5. Annex 3.1.5. Time table clinics 2018-2019 Sem. I/II
6. Annex 3.6.1. Agreemnets
7. Annex 4.1.1. Location of Banat University of Agricultural Sciences and Veterinary Medicine, reported to Train Station and Timișoara Traian Vuia International Airport
8. Annex 4.1.2 Location of Banat University of Agricultural Sciences and Veterinary Medicine – adjacent streets map
9. Annex 4.1.3 Sky view of BUASVM Campus and Teaching Farm
10. Annex 4.1.4 BUASVM Campus scheme indicating the sites and buildings
11. Annex 4.1.5 The interior access route to VTH
12. Annex 4.3.1.1. Experimental unit for laboratory animals
13. Annex 4.3.1.2. Experimental Unit for equine (ground floor)
14. Annex 4.3.1.3. Experimental Unit for equine (first floor)
15. Annex 4.3.1.4. Unconventional Unit for swine
16. Annex 4.3.1.5. Unconventional Unit for cattle
17. Annex 4.9.1. Statement of Collective Training regarding safety and health at work
18. Annex 4.9.2. Statement of Collective Training documents on the prevention and extinguishing of fires and emergency situations
19. Annex 5.1.1.1. Bone collection and preservation pieces used in practical anatomical training
20. Annex 5.1.8.1. Slaughterhouses and related premises for training in FSQ where the students have access
21. Annex 5.2.1 Farms/units where the students have access for training
22. Annex 8.5.1. Units of study of the core veterinary programme (including clinical rotation, EPT and graduation thesis)
23. Annex 10.3.1. Courses on Life Long Learning education national system attributed to our Faculty